


Regulation (EU) No 528/2012 concerning the
making available on the market and use of
biocidal products

Evaluation of active substances

Assessment Report



**Polyhexamethylene biguanide
(Mn = 1415; PDI =4.7)
PHMB (1415; 4.7)**

Product type PT01
(Human hygiene)

Evaluating Competent Authority: France

November 2017

Table of Contents

1	STATEMENT OF SUBJECT MATTER AND PURPOSE	3
1.1	PROCEDURE FOLLOWED	3
1.2	PURPOSE OF THE ASSESSMENT REPORT	3
1.3	APPLICANT	4
2	OVERALL SUMMARY AND CONCLUSIONS	5
2.1	GENERAL SUBSTANCE INFORMATION / GENERAL PRODUCT INFORMATION	5
2.1.1	<i>Identity, physico-chemical properties & Methods of analysis of the active substance</i>	5
2.1.1.1	Identity	5
2.1.1.2	Physico-chemical properties	8
2.1.1.3	Methods of analysis of active substance	8
2.1.2	<i>Identity, physico-chemical properties & methods of analysis of the biocidal product</i>	9
2.1.2.1	Identification of the biocidal product	9
2.1.2.2	Physico-chemical properties	10
2.1.2.3	Methods of analysis	10
2.1.3	<i>Intended Uses and Efficacy</i>	10
2.1.3.1	Field of use envisaged	10
2.1.3.2	Function	10
2.1.3.3	Mode of action	11
2.1.3.4	Objects to be protected, target organisms	11
2.1.3.5	Resistance	11
2.1.4	<i>Classification and Labelling</i>	12
2.1.4.1	Proposal for the classification and labelling of the active substance	12
2.1.4.2	Proposal for the classification and labelling of the representative product	12
2.2	SUMMARY OF THE RISK ASSESSMENT	12
2.2.1	<i>Risk characterisation for human health</i>	13
2.2.1.1	Human health effects of active substance	13
2.2.1.2	Human health effects of products	19
2.2.1.3	Human health risk for professional users	20
2.2.1.4	Human health risk for non-professional users	21
2.2.1.5	Human health risk from indirect exposure as a result of use	21
2.2.2	<i>Risk characterisation for the environment</i>	22
2.2.2.1	Fate and distribution in the environment	22
2.2.2.2	Effects assessment on environmental organisms (active substance)	27
2.2.2.3	Summary of PNEC values	30
2.2.2.4	Environmental effect assessment (product)	31
2.2.2.5	PBTand POP assessment	31
2.2.2.6	Environmental exposure assessment	33
2.2.2.7	Risk characterisation	34
2.2.3	<i>ED properties</i>	36
2.3	OVERALL CONCLUSIONS OF THE EVALUATION	37
3	PROPOSED DECISION	38
3.1	REQUIREMENT FOR FURTHER INFORMATION RELATED TO THE REFERENCE BIOCIDAL PRODUCT	38
3.2	LIST OF ENDPOINTS	38
4	APPENDICES	39

1 STATEMENT OF SUBJECT MATTER AND PURPOSE

1.1 Procedure followed

This assessment report has been established as a result of the evaluation of the active substance polyhexamethylene biguanide hydrochloride (PHMB) as product-type 1 (Human hygiene), carried out in the context of the work programme for the review of existing active substances provided for in Article 89 of Regulation (EU) No 528/2012, with a view to the possible approval of this substance.

PHMB (Not listed on the EINECS inventory because PHMB is a polymer] / CAS no. [32289-58-0 and 1802181-67-4]) was notified as an existing active substance, by Laboratoire PAREVA hereafter referred to as the applicant, in product-type 1.

Commission Regulation (EC) No 1062/2014 of 4 August 2014¹ lays down the detailed rules for the evaluation of dossiers and for the decision-making process.

On July 2007, French competent authorities received a dossier from the applicant. The evaluating Competent Authority (eCA) accepted the dossier as complete for the purpose of the evaluation on June 2015.

On December 2016, the eCA submitted to ECHA² and the applicant a copy of the evaluation report, hereafter referred to as the competent authority report (CAR). Before submitting the CAR to ECHA, the applicant was given the opportunity to provide written comments in line with Article 8(1) of Regulation (EU) No 528/2012.

In order to review the competent authority report and the comments received on it, consultations of technical experts from all Member States (peer review) were organised by the Agency. Revisions agreed upon were presented at the Biocidal Products Committee and its Working Groups meetings and the competent authority report was amended accordingly.

1.2 Purpose of the assessment report

The aim of the assessment report is to support the opinion of the Biocidal Products Committee and a decision on the approval of PHMB for product-type 1, and, should it be approved, to facilitate the authorisation of individual biocidal products. In the evaluation of applications for product-authorisation, the provisions of Regulation (EU) No 528/2012 shall be applied, in particular the provisions of Chapter IV, as well as the common principles laid down in Annex VI.

For the implementation of the common principles of Annex VI, the content and conclusions of this assessment report, which is available from the Agency web-site shall be taken into account.

However, where conclusions of this assessment report are based on data protected under the provisions of Regulation (EU) No 528/2012, such conclusions may not be used to the benefit of

¹ COMMISSION DELEGATED REGULATION (EU) No 1062/2014 of 4 August 2014 on the work programme for the systematic examination of all existing active substances contained in biocidal products referred to in Regulation (EU) No 528/2012 of the European Parliament and of the Council. OJ L 294, 10.10.2014, p. 1

² ECHA : European CHEmical Agency

another applicant, unless access to these data for that purpose has been granted to that applicant.

1.3 Applicant

Name: Laboratoire PAREVA

Address: Zone Industrielle du Bois de Leuze
F-13310 Saint-Martin de Crau
France

2 OVERALL SUMMARY AND CONCLUSIONS

2.1 General substance information / general product information

2.1.1 Identity, physico-chemical properties & Methods of analysis of the active substance

2.1.1.1 Identity

CAS-No.	32289-58-0 and 1802181-67-4 e-CA is of the opinion that second CAS number is more appropriate as it describe more accurately the active substance. However, both CAS number are kept as for historical reasons. It must be noted that CAS number is not based on characterisation data. In case of a different PHMB (for example with a weigh distribution outside of the specification of the PHMB assessed in this report) the CAS number will not be able to differentiate the PHMB.
EINECS-No.	PHMB meets the EU definition of a polymer and is therefore not listed on EINECS
Other No. (CIPAC, ELINCS)	None
IUPAC Name	CoPoly(bisiminoimidocarbonyl,hexamethylene hydrochloride),(iminoimidocarbonyl, hexaméthylène hydrochloride)
Common name, synonym	- PHMB (1415; 4.7) i.e. Polyhexamethylene biguanide hydrochloride with a mean number-average molecular weight (Mn) of 1415 and a mean polydispersity (PDI) of 4.7; - Polyhexamethylene biguanide; - PHMB - Poly(hexamethylene biguanide) hydrochloride
Molecular formula	$(C_8H_{18}N_5Cl)_n(C_7H_{16}N_3Cl)_m$ with three possible end-chains groups.
Structural formula	<p> $R = -NH_2$ $R = -NH-C(=NH)-NH_2$ $R = -NH-C(=NH)-NH-CN$ </p>
Molecular weight (g/mol)	Weight average molecular weight $M_w = 6629$; Number average molecular weight $M_n = 1415$; PolyDispersity Index (M_w/M_n) = 4.67

	<p>Monomeric unit of " in-chain biguanides" was calculated for n average= 22.9</p> <p>Monomeric unit of " in-chain guanidines" was calculated for m average= 7.6</p>
--	--

The active ingredient (a.i.) Poly Hexa Methylene Biguanide (PHMB) is a small size polymer obtained by the polycondensation of two monomers (1,6-hexanemethylenediamine and diamino1,6-hexane, bis(dicyanoamide) salt]

As PHMB is a small size polymer, some side reactions that occurred during the manufacturing process could modify significantly the structure of the polymer. The side reaction to obtain the unit guanidine occurred up to 10% in the process. Therefore, it can be considered that the structure of PHMB is not only composed by repetitive unit of guanidine but it is composed by repetitive unit of guanidine and biguanide.

The active substance as manufactured (TK³) is a 20% w/w aqueous solution of PHMB. "Purity" is a difficult concept to apply to PHMB which is a mixture of polymers and related substances. Instead, the applicant refers to the "strength" of the polymer which is defined as "% total solids" or "dried material". The typical PHMB strength is 20 %.

However, eCA considers more appropriate to use the term "% of active substance (% a.s.)" or "active substance content" instead of "strength". The active substance content being defined as the sum of PHMB and its impurities contents, it can be considered identical to the % total solids and thus to the strength. However, the terms strength or dried PHMB are also used in identity and physico chemical sections and refer to the same thing.

As the technical material is the 20 % PHMB solution obtained directly from the manufacturing process (active substance as manufactured or TK), characterisation data were generated from the dried technical material (TC⁴) using the technique of freeze drying.

The content of PHMB can be calculated by subtracting the total content of impurities in the dried technical material (without residual water) to 100. This value cannot be considered as a real purity but is the closest available data.

The minimum content of PHMB TC was demonstrated $\geq 94.3\%$.

Since the active substance is a copolymer, identity characterisation criteria (based on % solid, content of PHMB in dried material, Mw, Mn and the biguanide/guanide ratio) as well as limits or range for each criterion are proposed by eCA in the confidential document of the Competent Authority Report (CAR) to characterise the source of PHMB in order to set reference specifications in case of approval of the active substance and future technical equivalence checks. **It was agreed to rename PHMB considered for approval as "Polyhexamethylene biguanide hydrochloride with a mean number-average molecular weight (Mn) of 1415 and a mean polydispersity (PDI) of 4.7" i.e. "PHMB (1415; 4.7)". For convenience, PHMB (1415; 4.7) is referred to hereafter as "PHMB"**

³ TK: technical concentrate according to GIFAP monograph n°2 nomenclature.

⁴ TC: technical material according to GIFAP monograph n°2 nomenclature.

or "a.s."

There is one relevant impurity, Hexamethylenediamine with a maximal content of 0.1%.

Summary of specifications of Pareva PHMB:

Complete specifications are available in confidential part of the CAR. The summary is reported here.

Table 2.1-1: Specifications of PHMB (1415; 4.7) - Pareva

Characterisation specification	
Strength	19.9-20.1%
PHMB in dried material	≥ 94.3%
molecular weight by number (Mn)	1218-1613
molecular weight by mass (Mw)	4047-9211
Polydispersity	3.4-5.9
The biguanide / guanide ratio in chain	74.9/25.1 to 81.1/18.9
Total fraction <1000 Da	17.0-20.8%
Impurities	
HMD (relevant impurity)	≤ 0.1%
Other impurities	confidential

Batches available are older than 5 years. QC data to confirm that production was not changed were not submitted. During APCP WG III 2017, it was proposed to use spectral data from toxicological and ecotoxicological studies to demonstrate that the production remains constant. Unfortunately, the comparison of spectral data was not conclusive.

Therefore the demonstration that production was constant since the initial 5 batch analysis should be demonstrated before the approval of the active substance.

- (eco)tox batches: The batches used in the toxicological and ecotoxicological studies cannot be considered identical to batches of productions.

Applicant proposed to group impurities for the setting of the specifications based on the fact that it is not possible to monitor impurities independently. However, this can only be possible if individual impurities have a similar toxicological/ecotoxicological profile.

As PHMB is an UVCB, it was proposed at APCP WG III 2017 to compare chromatogram profiles of production batches with those of the (eco)toxicological batches. If the profile would be similar, no more data would be required. However, the comparison of chromatograms profile is not conclusive and the proposed approach cannot be applied. Therefore, demonstration that all impurities have a similar tox/ecotox profile is needed in the form of tox/ecotox QSAR/expert statement to justify the pooling of impurities.

- Criterion data to be used to differentiate PHMB from different origins: All of the presented characterisation data are important to differentiate PHMB assessed here and other PHMB. However, some of those criterion could be difficult to control (biguanide / guanide ratio quantified by NMR) or not selective (strength). eCA is of the opinion that Mn and polydispersity would be the most convenient property for the control of the identity of PHMB used in biocidal products.

2.1.1.2 Physico-chemical properties

The manufacturing process for PHMB produces a 20% aqueous solution as the technical material substance. A sample of purified active substance is prepared by removal of water from the technical material. The appearance of purified PHMB is a white odourless powder. The relative density is 1.237 and has no surface activity. It is thermally unstable above 200°C which is below its melting point. The vapour pressure is below a measurable value ($<1.10^{-6}$ Pa). It is highly soluble in water (401.2 g/L) and so the Henry's Law Constant (being the ratio of vapour pressure to solubility) was calculated as $<1.65 \times 10^{-8}$ (Log H <-7.8), indicating that loss of PHMB by volatilization from water bodies will be negligible. The octanol: water partition coefficient is very low indicating that bioaccumulation is unlikely. PHMB is highly soluble in methanol but only slightly soluble in acetone and n-hexane. It has a dissociation constant of 2.38.

PHMB 20% does not have a self-ignition temperature below 400°C. A theoretical assessment concludes that PHMB is unlikely to have explosive or oxidising properties and the water content of the product makes those risks highly unlikely. The active substance is therefore not classified as highly flammability, explosive or oxidising.

2.1.1.3 Methods of analysis of active substance

No method was submitted for determination of PHMB in TC. Furthermore, PHMB is not quantified in the 5 batch analysis.

Determination of impurities in TC was performed with HPLC-MS, HPLC-UV and GPC-UV. However, validations of methods for determination of most of impurities were not submitted.

It was discussed during ACPW WG III 2017 that: chromatograms fingerprints of all test materials and of the 5-batch analyses shall be provided to the eCA. With these data, similarity is not demonstrated, so fully validated, specific methods are required for impurities.

For polymeric substances it may be difficult to develop an adequate residue analytical method. A limited residue definition in form of a marker will be required if PHMB is proposed for approval.

Residue definition: a proposition of residue definition for drinking water, body fluid and tissues and food and feeding stuff was submitted by the applicant: PHMB quantified by MS part (dimer/trimer/tetramer).

Monitoring methods:

- Based on the bibliography and the nature of the active ingredient, as PHMB is expected to bind irreversibly to soil, determination of PHMB in soil is currently not

technically feasible. Moreover, eCA considers that if a method could allow the quantification of PHMB in soil, this method could probably not be considered as enforcement method.

- The non-submission is acceptable for air because occurrence in air is not probable for product types (PT) where no spray application is proposed. When application via spray or aerosol is foreseen, such method is required.
- The non-submission is acceptable for surface water, as eCA considers that the issue is the same than in soil. However, determination of PHMB in drinking water should be technically feasible.
- An ELISA method was submitted in deionised water but not validated on acceptable matrice (drinking water). Therefore, a validated method for determination of PHMB in drinking water would be required before active substance approval.
- For body fluids and tissues, as PHMB is classified as very toxic, applicant submitted methods. However, these methods are still to be validated. Validated method of determination of residue of PHMB in body fluid or an acceptable justification of non-submission is still required before active substance approval. It has to be noted that applicant indicated that ELISA kit is available.
- The justification for non-submission submitted by the applicant is not acceptable for food and feeding stuffs. An analytical method for determination of PHMB in food and feeding stuffs or another justification of non-submission of data would be required before active substance approval.

2.1.2 Identity, physico-chemical properties & methods of analysis of the biocidal product

2.1.2.1 Identification of the biocidal product

Model product (SEPTI-HAND)

Trade name	SEPTI-HAND	
Manufacturer´s development code number(s)	None	
Ingredient of preparation	Function	Content %
PHMB	Active substance	0.41% (w/w)
	Details of the product composition and information on the co-formulants are confidential.	
Physical state of preparation	Clear liquid at room temperature and standard pressure	
Nature of preparation	AL: Other liquids to be applied undiluted	

2.1.2.2 Physico-chemical properties

SEPTI-HAND is stable to light and following storage at 54°C for 14 days, showed no loss of active substance. It is considered to be stable for storage at 54°C for 14 days, no physical changes were observed. It is likely to be stable for two years at room temperature. A study of long-term stability is on-going. A one year shelf life study showed no apparent loss of PHMB. There were no serious reactions with metallic iron and the product did not react with its container material. There were no physical changes on storage at 4°C. The product was found to be stable after storage at low temperature: no change in appearance, and colour was observed after 7 days at 0°C.

SEPTI-HAND does not have a self-ignition temperature below 400°C. A theoretical assessment concludes that PHMB is unlikely to have explosive or oxidising properties and the water content of the product makes those risks highly unlikely. The active substance is therefore not classified as highly flammability, explosive or oxidising.

2.1.2.3 Methods of analysis

Validation data submitted cannot fully support an analytical method on SEPTI-HAND due to precision and recovery not tested at actual content of PHMB in SEPTI-HAND. Validated method must be submitted at product authorisation stage.

2.1.3 Intended Uses and Efficacy

2.1.3.1 Field of use envisaged

This Product Type 01 dossier for PHMB is provided to support the following use:

MG01: Disinfectants.

Product Type 01: Human hygiene.

Further specification: Skin.

2.1.3.2 Function

The representative product SEPTI-HAND is a product for hygienic handwash, efficacious against bacteria.

It is intended for use in areas and situations where disinfection is medically recommended (in hospitals, medical centres, dental offices, infirmaries, schools, kindergartens, nursing homes, laundries and kitchens supplying products directly to patients).

The representative product is a "ready-to use" solution for a professional and a non-professional use.

2.1.3.3 Mode of action

The lethal action of PHMB is an irreversible loss of essential cellular components as a direct consequence of cytoplasmic membrane damage. Indeed, the lethal event is believed to be a PHMB-acid phospholipid interaction leading to a phase separation in the outer leaflet of the membrane bi-layer. Such phase separation will lead to instability in the membrane and also loss of membrane-bound enzyme function; resulting in destabilisation which is followed rapidly by a total loss of membrane function owing the phospholipids assuming a hexagonal rather than a bi-layered phase.

The contact time is 30 seconds for a bactericidal activity of PHMB.

2.1.3.4 Objects to be protected, target organisms

The representative product for the assessment of PHMB in Product type 1 is a general disinfectant used as a hand wash to protect humans. The organisms to be controlled are deterioration/spoilage bacteria and human pathogenic bacteria as *P. aeruginosa*, *E. coli*, *S. aureus* and *E. hirae*.

Note: The claims of the applicant were set up to be consistent with the experimental of the efficacy studies where to soiling conditions were clean conditions (0.3 g/L albumin bovine). In these conditions, when considering the application of the product, a preliminary cleaning step prior the disinfection is requested.

The Table 2.1-3 presents the intended use for which efficacy data support the efficacy of the PHMB for approval. The data are generated from laboratory studies and would have to be consolidated at the product authorisation stage in accordance with the claims and with data generated with real products.

Table 2.1-3: Intended use for which efficacy data support the efficacy of PHMB

	Application method	Product	In use concentration / contact time (PHMB in the in-use solution) Product density=1	Activity
Human Hygiene	Handwash	SEPTI HAND (0.4% w/w a.s.)	0.4 % w/w a.s. 30 seconds/5 ml	Bactericidal

2.1.3.5 Resistance

The evaluation of the literature studies provided does not show particular resistance of bacteria fungi and yeasts to PHMB. Nevertheless it is not appropriate to conclude that resistance to PHMB is not an issue and that a resistance management strategy is not required. In particular, the description in the literature of cross resistances should be taken into account in the strategy of resistance management.

Indeed standard methods of measuring resistance brought about by biocide use are not available and should be developed for all type of biocides (Assessment of the Antibiotic Resistance Effects of Biocides, Scenihr 2009).

2.1.4 Classification and Labelling

2.1.4.1 Proposal for the classification and labelling of the active substance

A harmonised classification according to the Regulation (EC) N° 1272 -2008 (CLP) is available (9th ATP) covering the active substance PHMB with CAS number 32289-58-0:

Category	Carc. 2 Acute Tox. 2 Acute Tox. 4 STOT RE 1 Eye Dam. 1 Skin Sens. 1B Aquatic Acute 1 Aquatic Chronic 1	Carcinogenicity Category 2 Acute toxicity Category 2 Acute oral toxicity Category 4 Specific target organ toxicity after repeated exposure Category 1 Eye damage Category 1 Skin sensitisation Category 1B Aquatic Acute Aquatic Chronic
Hazard statement	H351 H330 H302 H372 (respiratory tract) (inhalation) H318 H317 H400 H410	Suspected of causing cancer. Fatal if inhaled. Harmful if swallowed. Causes damage to organs through prolonged or repeated exposure by inhalation. Causes serious eye damage. May cause an allergic skin reaction. Very toxic to aquatic life. Very toxic to aquatic life with long lasting effects.

Environmental M-Factor for classification of mixtures containing active substance:

Acute M-Factor: 10

Chronic M-Factor: 10

2.1.4.2 Proposal for the classification and labelling of the representative product

No classification for Human Health is required. However, the mention EUH 208 'Contains PHMB. May produce an allergic reaction' should appear on the label.

2.2 Summary of the Risk Assessment

2.2.1 Risk characterisation for human health

2.2.1.1 Human health effects of active substance

- **Toxicokinetic**

A limited toxicokinetic/metabolism investigation into urinary polymer-related material from rats given poly(biguanide-1,5-diylhexamethylene hydrochloride) [PHMB] was published in open literature. Gastro-intestinal absorption of PHMB following a single oral dose amounted to only 5.6% of the administered dose. Faeces were the primary route of elimination of the polymer related material which was unmetabolised by gut micro-organisms and from work in bile cannulated rats. There was no biliary component to the excreted PHMB. Expired air was collected but the paper provides no results for any analysis of radiolabel in air. Following repeated administration to rats in diet the temporary tissue concentration reached a maximum of 0.3 µg/g for adipose tissue depots and less than 0.2 µg/g in liver, kidneys and heart. These concentrations rapidly fell away to zero when treated diet was replaced with standard untreated diet. PHMB showed no potential for bioaccumulation in this assay and very limited tissue distribution.

Since no information is available on absorption of PHMB by inhalation, an absorption of 100% is retained.

The absorption of PHMB P100 concentrate (200 g PHMB/L), and aqueous dilutions of it (6.67 g PHMB/L and 0.2 g PHMB/L) through human epidermis was measured in vitro over 24 hours according to OECD 428 Guideline. According to the Guidance of dermal absorption⁵, the dermal absorption values were 48%, 6% and 0.6% for 0.2 g/L, 6.67g/L and 200g/L respectively.

- **Acute effects**

The acute oral toxicity study was conducted on solid substance PHMB P100 according to OECD 423 guideline. The acute oral median lethal dose (LD₅₀) of the test item PHMB P100 is higher than 300 mg/kg and lower than 2000 mg/kg. The LD₅₀ cut-off of PHMB may be considered as 500 mg/kg body weight by oral route in the rat. PHMB P100 has to be classified in Category 4 with the hazard statement H302 "Harmful if swallowed".

In a dermal toxicity study, 5 Sprague Dawley rats/sex received a single dermal application of moistened PHMB P 100 at a dose level of 2000 mg/kg bw according to OECD 402 guideline. No death occurred. The acute dermal LD₅₀ of PHMB P100 is higher than 2000 mg/kg body weight by dermal route in the rat. The PHMB P100 substance is not classified according to the Regulation (EC) N° 1272 -2008 (CLP).

The acute inhalation toxicity study was conducted on solid substance PHMB P100 according to OECD 403 guideline. The 4-hour acute inhalation median lethal concentration (LC₅₀) of PHMB in Wistar Crl:(WI) rats is 0.29 mg/L for males and 0.48 mg/L for females.

The LC₅₀ for PHMB P100 (0.29 mg/L) is greater than 0.05 mg/L and less than 0.5 mg/L in rats. Therefore it has to be classified in Category 2 with the hazard statement H330 "Fatal if

⁵ Guidance on Dermal Absorption, EFSA Panel on Plant Protection Products and their Residues (PPR) European Food Safety Authority (EFSA), Parma, Italy EFSA Journal 2012;10(4):2665

inhaled”.

Based on a dermal irritation study in accordance with OECD 404 guideline PHMB P100 PC is not classified as irritant to skin according to the Regulation (EC) N° 1272 -2008 (CLP).

In an eye irritation study in accordance with OECD 405 guideline, the ocular reactions observed during the study have been severe (opacity of the cornea, congestion of the iris and ulceration of the nictitating membrane and the cornea) and not reversible during the 7 days of the test. Taking into account the severity of the reactions at day 7 (maximum ocular irritation index at 83 at day 7) the study was stopped at day 7 in accordance with the principles of animal welfare. PHMB P100 PC has to be classified "Serious eye damage - Category 1" with hazard statement "H318: Causes serious eye damage”.

PHMB is considered a skin sensitizer based on animal data and human studies indicate that PHMB is a skin sensitizer in humans, although with a rare frequency of sensitization in the current conditions of consumer uses. Skin sens 1 – H317 for CLP, is therefore warranted. Relatively low incidences from human data support classification as CLP Skin Sens 1B – H317.

- **Repeated toxicity studies**

Oral administration via drinking water rats over 28 days with PHMB P100 was conducted in Wistar rats in accordance with OECD 407 guideline. Based on statistical decrease of body weight in males (-58.6%), the NOAEL of PHMB was established at 1000 mg/L corresponding to 54.9 mg/kg bw/d for males and to 61.3 mg/kg bw/d for females.

A GLP study conducted in compliance with OECD 422 guideline provided information on toxicity effect after repeated administration of PHMB P100. An increase of relative organ weights (spleen, kidney, brain, testes, uterus) was observed at 1500 mg/L. Only one dose (1500 mg/l) was tested during 90 days, the important body weight decrease and relative organ weight increase were considered to be adverse effects. No NOAEL should be derived because only one dose was tested during 90 days in this combined repeated dose toxicity study with the reproduction/developmental toxicity screening test.

In the preliminary study of chronic/carcinogenicity study, test substance related effects such as pigment and haemorrhage were observed in liver of males and females rats at 1500 mg/L after one year of exposure. Based on changes in mean body weight, mean food consumption, toxicity signs exhibited, organ weight changes and histopathological findings in the high dose group (1500 mg/L), the NOAEL of PHMB P100 when administered in the drinking water for 3 months to Wistar rats can be set at 1000 mg/L, corresponding to 95 and 102 mg/kg b.w./day for males and females respectively.

In GLP study, PHMB P100 PC was administered dermally by fully-occluded exposure for six hour per day for four weeks. The application of PHMB at doses up to and including 300 mg/kg/day did not result in any evidence of systemic toxicity. However evidence of local irritancy was evident in females receiving 300 mg/kg/day. Consequently, within the context of this study it was concluded that the No-Observed-Adverse-Effect-Level (NOAEL) for systemic sub-acute dermal toxicity was 300 mg/kg/day, and the NOAEL for local irritancy was 100 mg/kg/day.

A 28-day inhalation study (started in August 2015) is ongoing. A preliminary study of inhalation toxicity in repeated doses was provided by applicant tardily without validation of analytical method. This preliminary study was considered to be unreliable to be considered for risk assessment.

- **Combined chronic/carcinogenicity toxicity study**

In the combined chronic/carcinogenicity study in rats exposed via diet, the long-term NOAEL is 500 mg/L, corresponding to 36 and 43 mg/kg b.w./day for male and female respectively based on changes in mean body weight, mean food consumption, toxicity signs exhibited, organ weight changes, gross and histopathological findings in both intermediate (1000 mg/L equivalent to 69 mg/kg b.w.) and high dose groups (1500 mg/L equivalent to 97 mg/kg b.w.).

This study highlights following neoplastic findings in exposed rats:

- Induction of hepatic hamartoma
- Induction of hepatocellular adenoma. In females, the incidence of this benign tumor is slightly lower than provided historical controls.
- Induction of follicular adenoma in thyroid in males

An increase of this benign tumor is observed with a higher incidence than historical controls at the two higher doses. Observed hamartomas and hepatocellular adenomas support the current classification of PHMB as carcinogenic.

Among others, the most commonly observed neoplasm were pars distalis adenoma of pituitary, fibroadenoma and adenoma of the mammary gland, C-Cell adenoma of thyroid gland, and endometrial stromal polyp of uterus. However, the incidence of these findings was not related to test substance administration.

Hemangioma or hemangiosarcoma are observed in various organs (liver, spleen, mesenteric and mandibular lymph nodes) and different groups. The reported incidence in historical controls confirms that these tumors are very rare. Nevertheless, the very low incidence of vascular tumors observed in this study does not enable to assign clearly to treatment. However, it is noted that a major impact of angiectasis (abnormal dilation of a vessel) is observed in the liver although the dose-response relationship is not linear. Incidence of associated changes like cystic degeneration, hemorrhage, pigment and medial hyperplasia of blood vessels was also increased.

For information, three modes of action were investigated by the applicant:

- 1) Uptake of iron in sinusoidal lining cells with the release of mitogenic cytokines. The irrelevance of this mode of action to human is not clearly demonstrated by the applicant, no publications are submitted or referenced.
- 2) Severe stress initially because of dehydration and markedly decreased food intake due to palatability issues with PHMB in the drinking water. However, the relationship between stress and dehydration is not proven and no publications are submitted to robustly justify this.
- 3) A direct mitogenic effect on the hepatocytes possibly through CAR/PXR. However, eCA

considered that the treatment with 1500 mg/L PHMB group in drinking water did not induce an increase in enzyme activity for Cyt2B, Cyt3A or Cyp4A. The expression levels of the PPAR α , CAR and PXR responsive genes in the liver tissue of rats, was not affected at 1500 mg/L PHMB. Moreover, centrilobular hypertrophy and increased smooth endoplasmic reticulum were not considered sufficient to demonstrate CAR/PXR-related mode of action.

During the comment period, applicant provided an additional investigation of MOA, suggested by the structural analogy with biguanides.

The role of endothelial cell activation with a release of mitogenic factors cannot be excluded, particularly given the increase in endothelial cell proliferation that occurs within 4 weeks of administration of PHMB and by the ultimate development of ectatic lesions on the liver.

The possible contribution of other mode of actions was not sufficiently excluded. Although genotoxicity is excluded, no other potential mechanisms have been excluded (estrogen receptor (ER), gap junction intercellular communication (GJIC), aryl hydrocarbon receptor (AhR)).

The current harmonised classification of PHMB was based notably on:

- Vascular tumour in mice by oral and dermal route (principally in liver)
- Local tumour by oral routes in mice

To conclude, the results of these studies do not question the carcinogenic effects observed in mice as only rats are tested. They confirm the carcinogenic potential of PHMB in the liver of rats by observing hamartomas and hepatocellular adenomas. They do not identify vascular tumor in rats however vascular lesions (angiectasis) support a concern regarding a PHMB effect on these tissues.

Therefore, these results do not question the relevance of the harmonised classification Carc 2 - H351 of PHMB, currently registered in Annex I of Regulation (EC) 1272/2008.

- **Genotoxicity**

Several *in vitro* studies of genotoxicity were performed with PHMB P20 D (Ames test, gene mutation test γ assay in mammalian cells and chromosomal aberration). To conclude, no evidence for genotoxic potential was found in any of the *in-vitro* assays completed in the presence or absence of metabolic activation provided by S-9 mix. No classification for this end point is required.

- **Reprotoxicity**

- **Teratogenicity**

In an oral Prenatal Developmental toxicity study conducted according to OECD guideline 414, no teratogenic effect of PHMB was observed in the rat. The parameters such as number of corpora lutea, live foetuses, dead foetus, pre and post implantation loss did not vary between the control and the treated group. There was no difference in the mean litter size, mean number of males and females per litter of the control and treated groups. Maternal NOAEL was established to 1000 ppm corresponding to 112.45 mg/ kg bw/d, the highest tested dose in absence of adverse effect. The incidence of external anomalies were comparable in animals of PHMB treated groups and control group. However, increase of foetal and litter

incidence of supernumerary lungs lobes was observed from 1000 ppm and foetal incidence of incomplete ossification of the 6th sternbrae from 300 ppm.

Based on the data presented above, foetal NOAEL could be established at 300 ppm based on the increase of lung supernumerary lobe at the LOAEL of 113 mg/kg bw/d. However, it is important to note that the teratogenicity study of Pore (2010) has undergone several amendments between December 2014 and May 2017. Considering all these amendments about the incidence of the effects, it is proposed to have a precautionary approach in the evaluation of the results and to set the developmental NOAEL at 12 mg/kg bw/day, based on lung and skeletal variations observed at higher doses in the previous report.

Fertility

The GLP study conducted in compliance with OECD 422 guideline provided information on male and female reproductive performance such as gonadal function, mating behavior, conception, development of the concepts and parturition after repeated administration of PHMB P100. Treatment with PHMB in Wistar rats at dose levels of 500, 1000 ppm and 1500 doses. Based on changes observed in the body weights, food and water consumption at the 1500 ppm, a NOAEL for systemic toxicity was considered to be 1000 ppm which was equivalent to 30.64 mg/kg bw/day for males and 154.23 mg/kg bw/day for females. As there were no effects on fertility and reproduction at all the doses tested, the NOAEL for reproductive and developmental toxicity was considered to be 1500 ppm which was equivalent to 50.55 mg/kg bw/day for males and 262.39 mg/kg bw/day for females.

A two generation reproduction toxicity study was conducted to provide general information concerning the effects of the test item PHMB P100 on the integrity and performance of the male and female reproductive systems, according to OECD guideline 416. The test item was weighed and mixed with drinking water and provided to Wistar rats ad libitum at the graduated dose levels of 500, 1000 and 1500 ppm. No effects on general health, body weights, food intake, oestrous cyclicity, pre-coital time, gestation length, pups survivability, mating, fertility, fecundity or sperm parameters in both the generations were observed. The parental systemic toxicity NOAEL was established at 1000 ppm, (equivalent to 58.21 and 80.05 mg/kg bw/day for males and 145.20 and 167.90 mg/kg bw/day for females for P and F1 generations, respectively.) based on decrease in the ovary, vagina and uterus weight and increase in spleen weight. The NOAEL for the offspring was fixed at 1500 ppm (equivalent to 81.55 and 125.03 mg/kg bw/day for males and 208.82 and 268.03 mg/kg bw/day for females for P and F1 generations, respectively). The NOAEL for reproductive toxicity was also fixed at 1500 ppm.

The results indicated F1 and F2 pups were unaffected by treatment and the NOAEL for offspring effects was established at 1000 ppm, equivalent to 58.21 and 80.05 mg/kg bw/day for males and 145.20 and 167.90 mg/kg bw/day for females for P and F1 generations.

- **Neurotoxicity**

In conclusion, the data indicate that the active substance, PHMB, does not affect the vertebrate nervous system. PHMB is not an organophosphorus substance nor in the family of compounds likely to induce anticholinesterase activity, and as such, neurotoxicity studies were not considered necessary for evaluation of human health risks.

- **Determination of AEL/AEC/ADI/ARfD**

The lowest NOAEL from any oral studies is 12 mg/kg bw/day from the rabbit prenatal developmental toxicity study. This value is based on a precautionary approach in the evaluation of the results setting the developmental NOAEL at 12 mg/kg bw/day, based on lung and skeletal variations observed at higher doses. An explanation for the low value of NOAEL in the teratogenicity study may be the gravid state of exposed animals, involving differences in toxicokinetics and in toxicity. This can however not be established with certainty and the reason of the discrepancy in NOAEL is not known. Therefore, eCA considers that this value cannot be ruled out and the NOAEL from the teratogenicity study is considered relevant for setting of AELs.

NOAEL = 12 mg a.s./kg bw/day.

The percentage of the administered PHMB found to be available for absorption following administration in the diet for females was 5.6%.

Internal NOAEL = 0.67 mg a.s./kg bw/day

The acute, medium-term and long-term AEL is the systemic NOAEL (0.67 mg/kg bw/d) divided by the 100-fold assessment factor (10 for inter-species variation and 10 for intra-species variation).

$$AEL = \frac{\text{Systemic NOAEL}}{AF} = \frac{0,67}{100} \text{ mg.kg bw}^{-1}.\text{day}^{-1} = 0,0067 \text{ mg.kg bw}^{-1}.\text{day}^{-1}$$

An acute, medium-term and long-term AEL of 6.7 x 10⁻³ mg a.s./kg bw/day is proposed.

The ADI/ARfD is the NOAEL (12 mg/kg bw/d) divided by the 100-fold assessment factor (10 for inter-species variation and 10 for intra-species variation).

$$ADI/ARfD = \frac{NOAEL}{AF} = \frac{12}{100} \text{ mg.kg bw}^{-1}.\text{day}^{-1} = 0,12 \text{ mg.kg bw}^{-1}.\text{day}^{-1}$$

An ADI and an ARfD of 0.12 mg a.s./kg bw/d are proposed.

Table 2.2-1: Summary of the values of the reference values

	AEL
acute, medium and long-term	6.7 µg a.s./kg bw/d
	ADI - ARfD
Chronic and acute	0.12 mg a.s./kg bw/d

Determination of AEC

As no study is available, no AEC for inhalation route can be derived. However, an Ad hoc follow up discussion on the AEC derivation was initiated after the HH WG III 2017. In conclusion, the majority of members who participated to the follow up discussion agreed with the possibility to perform a read across of the data with another PHMB dossier for the AEC for the inhalation route.

If the applicant is able to obtain a Letter of Access to the study, the study could be used without adding additional safety factors

Currently, no letter of access is available. Therefore, no risk assessment can be performed. The active substance is not volatile. Thus, exposure via inhalation route could occur only for use generating aerosol (application of the product by spraying). At the active substance level, no use generating aerosol was identified by the applicant in the initial dossier, until new uses were proposed by the applicant at a very late stage of the assessment, i.e. during the commenting period of the Competent Authority Report according to article 8(1) of the BPR.

In this context, and in absence of appropriate data to perform the risk assessment, uses generating aerosols are considered as unacceptable. If at the product authorisation stage, applicant wants to claim uses generating aerosols, a local risk assessment via inhalation should be performed. At that time, proper data or a letter of access to the data of the other applicant of PHMB should be provided.

2.2.1.2 Human health effects of products

The hand sanitizer SEPTI-HAND contains the biocidal active substance PHMB at 4 g/kg. This biocidal product (ready to use) is intended for a professional-use and a non-professional use.

The biocidal product is directly poured on the hands. After cleaning, the hands are rinsed and dried.

No studies were performed with the representative product SEPTI HAND. Therefore, classification is determined by calculation according to CLP regulation and no classification is required.

Dermal absorption of PHMB was assessed in a study "In vitro dermal penetration of PHMB across Human Skin According to OECD 428 Guideline."

The absorption of PHMB P100 concentrate containing 200 g PHMB/L, and aqueous dilutions of it (6.67 g PHMB/L and 0.2 g PHMB/L) through human epidermis was measured *in vitro* over 24 hours according to OECD 428 Guideline. Absorption of PHMB through the membrane was assessed over the 24 hour experimental period by sampling the receptor fluid at intervals of 2, 4, 6, 8 and 24 hours after application. The *stratum corneum* of each treated skin was removed by tape-stripping, the two first strips were pooled, they corresponded to the excess of the test formulation which was not penetrated (but on the skin) withdrawn by desquamation. At the end of the experiment, the distribution of PHMB in the test system (receptor fluid, skin washes, donor chamber, *stratum corneum* and residual epidermal tissue) was assessed. All samples were analysed by liquid scintillation counting (LSC).

The results showed that the absorbed dose of ¹⁴C-PHMB reaching the receptor fluid 24 hours after application was negligible (under the limit of quantification) but a retention of the tested compound in the skin (epidermis and dermis) was noted.

Due to the high degree of variability observed in the dermal absorption study, eCA considered for the risk assessment the highest value of absorption of each dilution, as a worst case approach.

According to the Guidance of dermal absorption⁶, these values were rounded at 48%, 6% and 0.6% for the PHMB (1415; 4.7) based products at the concentration of 0.2 g/L, 6.67g/L and 200g/L respectively.

These tested formulations are composed of PHMB and water. The other components present in SEPTI HAND have no consequence on the dermal absorption. Therefore, the read across between the tested formulations and the representative product SEPTI HAND is acceptable. Considering the amount of PHMB applied on the skin, a dermal absorption value of 48% is used to determine the dermal exposure to the product SEPTI HAND.

2.2.1.3 Human health risk for professional users

The biocidal product is directly poured on the hands by professional. After cleaning, the hands are rinsed and dried.

No inhalation exposure is expected in view of the lack of aerosol forming potential during the application coupled with the low vapour pressure of the main ingredient, PHMB, which is a non-volatile compound.

Considering that the transfer hand to mouth is not relevant for a professional, no exposure by oral route is expected.

There are no suitable models in existing guidance documents (TNsG on human exposure). Therefore, exposure calculations were made based on efficacy dose (5 mL of product) and on "recommendation 1 on hand disinfection PT1 of Ad Hoc Working Group on Human Exposure" (10 washes by day for a professional).

After the use of the biocidal product, a user washes/rinses their hands to remove unwanted product.

The rinsing efficacy was determined according to a study "Validation of an analytical method and Determination of PHMB in hand wash, 2013" submitted by the applicant.

To be in a worst case scenario and as there are only 6 operators exposed in the study, the minimum value of the rinse efficacy, i.e. a value of 89 %, is considered.

Based on these data the systemic dermal exposure of professional is estimated to be 176 µg/kg/d.

Comparing this value to the chronic AEL of 6.7 µg/kg/d, the risk is considered as unacceptable for professional (2627% AEL).

⁶ Guidance on Dermal Absorption, EFSA Panel on Plant Protection Products and their Residues (PPR) European Food Safety Authority (EFSA), Parma, Italy EFSA Journal 2012;10(4):2665

2.2.1.4 Human health risk for non-professional users

Two types of populations can be exposed: adults and children. As a worst case the exposure of children is assessed for toddlers. The product will be applied as for professional: directly poured on the hands then rinsed. No inhalation exposure is expected. For toddlers, an oral exposure can occur via hand to mouth transfer.

There are no suitable models in available guidance documents (TNSG on human exposure). Therefore, calculations were made based on the efficacy dose (5 mL of product) and the default frequency of application proposed in Consexpo cosmetics fact sheet (5 washes per day).

Based on these data and considering an efficacy rinsing of 89%, the systemic dermal exposure of non-professional is estimated to be 88 and 528 µg/kg/d for adults and toddlers respectively.

Comparing these values to the chronic AEL of 6.7 µg/kg/d, the risk is considered as unacceptable for adults (1313% AEL) and toddlers (7881% AEL).

2.2.1.5 Human health risk from indirect exposure as a result of use

2.2.1.5.1 Exposure via hand to mouth transfer

Comparing the dermal exposure value of 30.8 µg/kg/d to the chronic AEL of 6.7 µg/kg/d, the risk is considered as unacceptable for toddlers (460% AEL).

The risk for toddlers who puts its hands in mouth is considered unacceptable.

Ingestion of contaminated food is also possible, considering a contamination of food in contact with treated hands.

2.2.1.5.2 Indirect exposure via food

SEPTI HAND product is intended to be used by professional and non-professional users for hands disinfection.

For professionals, they are expected to keep hygienic practices and wear gloves while manipulating/serving food. Therefore, contamination of food in contact with treated hands is not realistic.

Non-professional use has been claimed during the commenting period according to article 8(1) of the BPR.

No discussion about the need to assess indirect exposure via food for PT 1 dossier took place at European level. No exposure scenario is available for this PT which is not on the list of PTs more likely to induce exposure via food in the draft guidance documents (ARTFood, 2015⁷ and note from EC march 2017⁸) Therefore, eCA did not assess indirect exposure via food for non-professional use. At product authorization stage, the need to assess indirect exposure via food for non-professional use shall be verified, and any appropriate risk mitigation measures shall be

⁷ ARTFood Draft Guidance – Pilot Project : Draft Guidance on Estimating Dietary Risk from Transfer of Biocidal Active Substances into foods – Non-Professional Uses - June 2015

taken to prevent indirect exposure via food if necessary.

2.2.2 Risk characterisation for the environment

2.2.2.1 Fate and distribution in the environment

2.2.2.1.1 Abiotic degradation

2.2.2.1.1.1 Hydrolysis as a function of pH

The potential of hydrolysis of the PHMB was assessed with a GLP-study following the OECD guideline 111. The test item was incubated in the dark at 50°C during 5 days. At pH 4, 7 and 9, no degradation occurred in the solutions of the test item.

As a consequence, PHMB should be considered as hydrolytically stable.

2.2.2.1.1.2 Photolysis in water

As PHMB does not absorb visible light, its photo-transformation in water is considered negligible.

2.2.2.1.1.3 Photo-oxidation in air

Estimation of photo-transformation in air of PHMB has been performed with AOPWIN program version 1.92 developed by the US EPA and Syracuse Research Corporation, USA. According to this estimation, considering reaction of PHMB with OH-radicals and ozone, the half-life of PHMB in the atmosphere is 0.213 days (daytime: 24h; $5E+05$ OH molecules/cm³).

2.2.2.1.2 Biodegradation

2.2.2.1.2.1 Ready biodegradation

The ready biodegradability of the active substance PHMB was assessed by performing a GLP-study following the OECD guideline 310. The test item was tested at a nominal concentration of 23 mg.L⁻¹ (*i.e.* 10.04 mg C.L⁻¹) with an inoculum (4 mg.L⁻¹) originated from a domestic waste water treatment plant. The degradation of the test material was determined by following the CO₂ evolution in test vessels.

After 28 days of incubation, no degradation of the active substance PHMB was detected in the test treatment. It was demonstrated in this study that PHMB incubated at a nominal concentration of 23 mg.L⁻¹ completely inhibited sodium benzoate degradation throughout the 28-day incubation (*i.e.* 101% reduction in degradation of the sodium benzoate in presence of PHMB in the toxicity control), which induced the absence of PHMB degradation during the test.

The study should be considered as reliable with restrictions, because the concentration of the active substance used for this test induced a complete inhibition of the microorganism activity.

⁸ Note for agreement with Competent Authorities for Biocidal Products – An interim approach for the establishment of maximum residue limits for residues of active substances contained in biocidal products for food and feed and specific migration limits in food contact materials – CA-March17-Doc.7.6.c-final

Therefore it was not possible to assess the intrinsic property of the active substance to be degraded in the ready biodegradability test conditions.

The ready biodegradability of PHMB was also studied according to standard guideline OECD301D (closed bottle test). Two concentrations were tested, 4 and 8 mg PHMB/L. Non adapted activated sludge microorganisms from a domestic wastewater plant was supplied by a municipal sewage treatment plant. The final concentration of the inoculum in the test medium was 10^4 bacteria per liter. The biodegradation was determined by following the dissolved oxygen in the incubation bottle during exposure.

After 28 days of incubation, no degradation of PHMB was observed for the tested concentrations 4 and 8 mg PHMB/L. As revealed by the toxicity control treatment, the tested concentrations of PHMB significantly inhibited microbial activity for the entire duration of the study.

To conclude, PHMB is considered as not readily biodegradable, and toxic to the aerobic activated sludge microorganisms at the lowest tested concentration of 4 mg PHMB/L.

2.2.2.1.2.2 STP compartment

The elimination and biodegradation of [^{14}C]PHMB in a continuously operated sewage treatment simulation system (Husmann unit) was determined according to the OECD standard guideline 303A.

The final DOC (dissolved organic carbon) concentration of the influent was in the mean 100 mg.L⁻¹. The DOC elimination of the dosed synthetic sewage was regularly measured as an internal control to monitor the biological activity of the sludge. The DOC elimination of 80-97% demonstrated a sufficiently high biological activity of the sludge throughout the test period.

After a settling-in period (10 days) for the stabilization of the test system, the test item was intermittently dosed to the Husmann unit as a mixture of unlabelled and ^{14}C -labeled PHMB. The final target concentration was 0.5 mg.L⁻¹ PHMB. The correct dosage of [^{14}C] PHMB was analytically verified by liquid scintillation counting (LSC), showing an acceptable range of 82-128% of the nominal concentration.

During the adaptation period (9 days) and during the following plateau phase (19 days) the total radioactivity was frequently measured by LSC in samples collected from the effluent and from the sludge suspension. The formation of $^{14}\text{CO}_2$ was regularly measured in the discharged air from the air-tight closed Husmann unit.

19% of the applied PHMB was found in the aqueous effluent of the continuous operating sewage treatment simulation system (average of 16 values during plateau phase). This represents a mean elimination rate of 81% of the dosed PHMB.

The dissipation was mainly caused by the adsorption and accumulation of the test item onto the sludge biomass.

The formation of CO_2 was minimal (2-4%), indicating that no relevant ultimate biodegradation of PHMB to CO_2 occurred under the test conditions.

To conclude, PHMB had no significant adverse effect on the activity of the sludge micro-organisms at the tested influent concentration of 0.5 mg/L or due to the test item accumulation in the sludge suspension during the test.

2.2.2.1.2.3 Aquatic compartment

The dissipation of [¹⁴C]PHMB in two aquatic systems (river and pond) was investigated at a rate of 50 mg.L⁻¹ under aerobic conditions at 20 °C in the dark, in a GLP-study following the OECD standard guideline 308.

Total recoveries of the applied radioactivity (mass balance) averaged 96.6 ± 3.3% and 93.6 ± 3.3% in the river and pond systems, respectively.

Immediately after the application of [¹⁴C]PHMB (time 0), >98% of the applied radioactivity was found in the water phase of the river and pond systems. Thereafter, the radioactivity in the water decreased rapidly to levels < 75% by 6 hours, < 65% by day 1 and < 5% by day 9 in both systems. Concurrently, the radioactivity in the sediment increased. Most of the radioactivity in the sediment was non-extractable and exceeded 80% by day 9. The extractable radioactivity was consistently below 5% for both systems throughout the study. Radioactive CO₂ reached 2.9% in both aquatic systems by the end of the study on day 27. Organic volatiles were below 0.1%.

Those results demonstrated that the biodegradation of the PHMB in water/sediment systems should be considered as negligible. Moreover, the rapid dissipation from the water column is mainly due to adsorption to sediment particles with the formation of more than 80% of the applied radioactivity as bound residues, included less than 5% as extractable ones. The identification and quantification of the degradation products has not been investigated by the applicant because of the polymeric nature of the active substance.

It should be raised that the tested concentration (50 mg.L⁻¹) could have toxic effect on the inoculum, with a potential consequence on the biodegradation result of the test. Indeed according to the ready biodegradability tests provided by the applicant, toxic effect on the inoculum was observed from concentration of 4 mg.L⁻¹. No analysis was performed during the present study to check the potential inhibitory effect of the PHMB at 50 mg.L⁻¹ during the 27 days of incubation. As a consequence, the potential inhibitory effect on micro-organisms of the PHMB at the concentration of 50 mg.L⁻¹ cannot be excluded.

From these results, the applicant calculated dissipation half-life for the water phase and the whole system for both water systems. In accordance with the Focus document (2006)⁹ which mentioned that the assessment of the persistence of a substance in the aquatic environment should be based on degradation half-life values, not on dissipation half-life values, the calculated dissipation trigger values were not considered for the environmental risk assessment of the PHMB. Considering that no significant degradation occurred during the test, a default half-life value of 1x10⁶ days will be considered for the environmental risk assessment.

⁹ Guidance Document on estimating persistence and degradation kinetics from environmental fate studies on pesticides in EU registration. Final report of the work-group on degradation kinetics of FOCUS. SANCO/10058/2005, version 2.0, June 2006.

2.2.2.1.2.4 Soil

The environmental fate of ^{14}C -PHMB was investigated in four field soils under aerobic conditions in a GLP-study following the OECD standard guideline 307. Fresh soil samples (100 g dry weight) were transferred to 1 liter glass metabolism flasks. The samples were treated with ^{14}C -PHMB at a rate of 200 mg/per kg soil dry weight. PHMB was applied as a mixture of radiolabelled and unlabelled material.

Mean recoveries for all time points were $96.8\% \pm 1.4\%$ of applied for soil I, $95.6 \pm 2.0\%$ for soil II, $94.1 \pm 2.2\%$ for soil III and $95.4 \pm 2.3\%$ for soil IV.

Immediately after application of the [^{14}C]PHMB, the majority of the radioactivity was found in the non-extractable fraction. This may lead to the conclusion that the polymer PHMB binds at least initially by physical adsorption to the soil matrix. Overall, the non-extractable radioactivity decreased slightly after time 0 to reach 84.1 – 86.5% by the end of the study on day 60. The slight reduction in non-extractable radioactivity after time 0 coincided with modest formation of radioactive CO_2 from day 7 onwards to reach 3.2 – 3.5% by the end of the study. Considering that less than 5% of mineralisation occurred during the 60 days of incubation, the degradation of the PHMB in the soil is considered negligible.

The radioactive contents of the extracts were below 10% of the applied amounts for all soils and intervals, except for soil I at time 0, were 13.2% of applied was extractable. After time 0, the extractable amounts were relatively stable throughout the study: 8.4 – 9.9% in soil I, 4.9 – 5.1% in soil II, 2.6 – 2.8% in soil III and 3.8-4.8% in soil IV. The extracts are likely to consist of multiple components given that PHMB itself is a mixture of numerous polymers of molecular weights in the range of 500 to 6000 Dalton. While lower molecular weight components and possible degradates of PHMB may have been more available for extraction, the higher molecular weights may have been insoluble in presence of soils colloids and would then constitute the non-extractable fraction of PHMB.

It should be raised that the identification and quantification of the degradation products has not been investigated by the applicant because of the polymeric nature of the active substance.

The decline of PHMB in soil was based on the declining levels of extractable radioactivity measured during the study. Rates of decline of PHMB in the four soils were determined by the applicant in accordance with FOCUS Guidance (2006). However, in accordance with the FOCUS document (2006) which mentioned that the assessment of the persistence of a substance in the soil should be based on degradation half-life values, not on dissipation half-life values, the calculated dissipation trigger values were not considered for the environmental risk assessment of the PHMB. Considering that no degradation (*i.e.* less than 5% of mineralisation after 60 days) occurred during the test, a default half-life value of 1×10^6 days will be considered for the environmental risk assessment.

2.2.2.1.3 Distribution

The sorption properties of PHMB were studied in four soils and one sewage sludge using the

batch equilibrium method in accordance with the OECD standard guideline 106. The test soils included a range of textural classes, with pH values between 4.6 and 7.9 and organic carbon contents between 0.7 and 2.9%. The sewage sludge had an organic carbon content of 44.8%. PHMB was applied as a mixture of radiolabelled and unlabelled material.

Preliminary experiments were conducted to ascertain appropriate solid-to-solution ratios, the time required to achieve equilibrium between PHMB in solution and the methodology to be used. The initial solution concentration of PHMB was 0.5 mg/L in aqueous 0.01M calcium chloride. Solid-to-solution ratios of 1:5, 1:20 and 1:200 w/v were used for the soils, and 1:200 and 1:1000 w/v were used for the sewage sludge. An equilibration time of 4 hours was used for the adsorption and desorption phases. The mass balance was found to be between 103.1% and 135.3%, the last one being clearly an outlier due to the interference in the combustion process (residue of 110.7%). In conclusion, recovery is acceptable when applying strict protocol of rinsing and using borosilicate glass vessels.

Samples were analysed by liquid scintillation counting to determine the concentrations of radioactivity present in solution and solid during the adsorption and desorption phases. Results indicated a high degree of adsorption (>87% of applied radioactivity) with very little desorption of radioactivity (<4% applied radioactivity). Freundlich adsorption and desorption parameters were not determined. Due to its polymeric and highly charged polymeric structure, PHMB was instantaneously adsorbed to soil particles with little desorption possibility.

Based on screening test conducted with the four soils and sewage sludge, K_d and K_{oc} values was derived considering 4 hours equilibrium time and the arithmetic mean value were used for risk assessment.

	SLUDGE (soil solution ratio 1:1000)	SOILS (soil:solution ratio 1:200)			
		Bromsgrove	Calke	Evesham	Warsop
Adsorbed amount (% AR)	73.5	92.5	87.9	96.2	93.6
Amount in aqueous supernatant (% AR)	26.5	7.5	12.1	3.8	6.4
Water volume (mL)	20	200	200	200	200
Soil mass (g)	0.02	1	1	1	1
%OC	44.8	0.7	2.9	2.6	1.4
K_d	2773	2467	1453	5063	2925
K_{oc}	6191	352381	50100	194737	208929
Arithmetic Mean K_d: 2977					
Arithmetic Mean K_{oc}: 201537					

2.2.2.1.4 Volatilisation

Considering its polymeric form, PHMB is not considered volatile and is not expected to volatilise to air in significant quantities.

2.2.2.1.5 Accumulation

The active substance PHMB is a polymer which consists of a high number of polymer molecules distributed over a range of molecular weights. HPLC profiles provide by the applicant indicated that at least 85% of molecules exhibit a molecular weight higher than 700 g/mol. PHMB exhibits a number average molecular weight (Mn) of 1415; this high value is considered as an indication of limited bioaccumulation potential. Moreover, in case where a BCF value is not available, Guidance on the Biocidal Products Regulation, Volume IV Environment, Part B Risk Assessment for active substances (ECHA guidance - May 2015) recommends predicting a BCF for fish from the relationship between Kow and BCF.

Considering that the Kow for PHMB is 4.09×10^{-3} (at 22.0°C) [Log Pow = -2.39], and the following equation: $\text{Log BCF}_{\text{fish}} = 0.85 \times \text{LogKow} - 0.70$; the estimation of BCF_{fish} for PHMB is 1.86×10^{-3} L/kg

This result indicates that the potential of bioconcentration of PHMB is low.

eCA is of the opinion that this argumentation should be considered relevant for 85% of PHMB (*i.e.* fraction of the PHMB exhibiting a molecular weight higher than 700 g/mol), and not relevant for 15% of the PHMB, *i.e.* fraction of the PHMB exhibiting a molecular weight lower than 700 g/mol, which could penetrate into organisms.

However, given the relationship between water solubility and Kow, a lower solubility would lead to a higher Kow and thus a higher BCF. As the smallest oligomers is expected to have higher water solubility than larger oligomers. It can therefore expect the smallest oligomers to have a lower Kow and thus a lower BCF. Based on this theoretical consideration, bioaccumulation potential of low MW oligomers is not expected. This view is supported by the measured Kow value of the whole PHMB.

As a conclusion, based on its measured Kow, and considering the arguments mentioned above, the PHMB is considered to have a low potential of bioaccumulation.

2.2.2.2 Effects assessment on environmental organisms (active substance)

2.2.2.2.1 Aquatic organisms

Acute and chronic ecotoxicity tests were available for each aquatic trophic level. The results are presented in the table below.

Trophic level	Guideline / Test method	Species	Endpoint / Type of test	Exposure		Results (mg/L) ¹	
				design	duration	NOEC EC10	LC ₅₀ / EC ₅₀
Fish (acute)	OECD TG 203	<i>Oncorhynchus mykiss</i>	Mortality	Semi-Static	96 h	-	0.2676

Fish (chronic)	OECD 210	TG	<i>Pimephales promelas</i>	Hatching success	Flow-through	28 d (post hatch)	4.98E-03	>0.153
				Survival			15.3E-03	0.0455
				Dry weight/total length			15.3E-03	0.0485
Invertebrates (acute)	OECD 202	TG	<i>Daphnia magna</i>	Immobilisation	Semi-Static	48 h	-	0.11707
Invertebrate (chronic)	OECD 211	TG	<i>Daphnia magna</i>	Reproduction Growth Mortality	Semi-static	21 d	5.44E-03 14.6E-03 5.44E-03	12.1E-03 - 9.72E-03
Algae	OECD 201	TG	<i>Pseudokirchneriella subcapitata</i>	Growth inhibition	Static	72 h	0.945E-03 2.79E-03	20.6E-03

¹ As PHMB, geometric measured concentration

Acute and chronic toxicity data are available for algae, aquatic invertebrates and fish. On acute basis, the alga is the most sensitive taxonomic group. The acutely most sensitive species has an EC50 value of 20.6E-03 mg.L⁻¹.

On chronic basis, the alga is the most sensitive group. The chronic most sensitive has a NOEC value of 9.45E-04 mg.L⁻¹.

Therefore PNEC for surface water (PNEC_{water}) is based on the algae NOEC using an assessment factor of 10 considering that chronic toxicity data are available for 3 taxonomic groups (recommendation from ECHA guidance vol. IV, part B (2015), table 19). Therefore, the PNEC_{water} value used for risk assessment is:

$$\text{PNEC}_{\text{water}} = 9.45\text{E-}05 \text{ mg.L}^{-1}$$

2.2.2.2.2 Inhibition of aquatic microbial activity

The toxicity to bacteria of PHMB P20 (20.4% of PHMB) was investigated in GLP-compliance according to OECD guideline 209. The results are presented in the table below.

Guideline / Test method	Species / Inoculum	Endpoint / Type of test	Exposure		Results (mg/L) ¹		
			design	duration	NOEC	EC ₅₀	EC ₈₀
OECD TG 209	Activated sludge from treatment plant treating predominantly domestic sewage	Respiration inhibition	Static	3 h	6.35	32.3	ND

¹ As PHMB, nominal concentration

Several data provided by the applicant can be used to assess the ecotoxicity of the PHMB. By taking into account the corresponding assessment factor described in the table 20 of the ECHA GUIDANCE on BPR VOL IV, part B (2015) for each type of test, several PNEC_{STP} value can be calculated:

Type of test	Value	AF	PNEC (mg/L)
--------------	-------	----	-------------

Respiration inhibition test according to OECD TG 209	EC50 = 32.3 mg.L ⁻¹	100	0.323
Ready biodegradability test according to OECD TG 310	Inhibitory effect at the tested concentration (23 mg.L ⁻¹)	10	n.d.
Ready biodegradability test according to OECD TG 301D	Inhibitory effect at the tested concentrations (4 and 8 mg.L ⁻¹)		
Simulation test – aerobic sewage treatment – according to OECD TG 303A	No inhibitory effect at the tested concentration (0.5 mg.L ⁻¹)	1	0.5
n.d. – not determined considering that any tested concentration induced no inhibitory effect.			

The lowest PNEC_{STP} was considered for the risk assessment, *i.e.* **PNEC_{STP} = 0.323 mg.L⁻¹** which is in accordance with the results observed in biodegradation tests.

2.2.2.2.3 Sediment dwelling organisms

A 28-day spiked sediment study performed with sediment dwelling organisms shows no effects at any concentration. Therefore, a NOEC of 909 mg kg⁻¹ dry weight sediment from the 28 day toxicity test on *Chironomus riparius* is derived.

Nevertheless, it should be noted that during the exposure period, the organisms were fed with a fish food suspension. About feeding of the organism during the test, the standard guideline OECD218 mentioned that [§31, p.7]: “When testing strongly adsorbing substances (*e.g.* with *log Kow* > 5), or substances covalently binding to sediment, the amount of food necessary to ensure survival and natural growth of the organisms may be added to the formulated sediment before the stabilisation period.”

As a consequence the feeding method applied for the test does not follow the standard guideline, considering the high adsorption properties of the PHMB. The results from this study should actually be taken with caution. Hence, this study was not considered for the PNEC derivation.

A new sediment-water *Lumbriculus* toxicity test using PHMB-spiked sediment was performed in accordance with OECD standard guideline 225 and was provided by the Applicant during the peer review process. It was decided at the WG ENV III-17 to include this new data. This study and the proposed new PNEC were the subject of an adhoc follow up discussion until 14th of July 2017. The NOEC, based on mean measured concentrations, derived from this 28-day spiked sediment study is equal to 174 mg.kg⁻¹ dwt sediment of a.s., equivalent to 37.82 mg.kg⁻¹ wwt sediment of a.s. on *Lumbriculus variegatus*.

During the adhoc follow up discussion, it was agreed that the new sediment study should be included in the assessment, leading to a NOEC = 174 mg/kg dwt (equivalent to 37.82 mg/kg wwt) and should be used to derive the PNEC_{sediment}. This value has not been normalised with organic carbon content since normalisation is not in line with the current guidance on BPR Vol VI Part B (2015) (table 22). An AF of 100 should be applied to derive the PNEC_{sediment}, taking into account that only the test on *Lumbriculus variegatus* is considered relevant for PHMB since the Chironomid study is considered unreliable

Thus based on this data, the PNEC_{sediment} freshwater for PHMB is 0.378 mg a.s. kg⁻¹ wet weight.

2.2.2.2.4 Terrestrial compartment

As mentioned in the section 9.2 of the ECHA guidance on BPR VOL.IV, PART A (2014), all effect concentrations from earthworms, terrestrial plants and terrestrial micro-organisms should be converted to the standard soil organic matter content (3.4%) or organic carbon (2.0%) before choosing one effect value for derivation of the PNEC. As a consequence, all toxicity thresholds from earthworms, terrestrial plants and terrestrial micro-organisms provided by the applicant were standardized to the standard soil organic matter content (3.4%), according the equation 71 of the ECHA guidance on BPR VOL.IV, PART B (2015).

Terrestrial organism	Guideline / Test method	Species	Endpoint / Type of test	Exposure		Results (mg/kg dwt) ¹		
				design	duration	NOEC _(standard)	LOEC _(standard)	EC _{50(standard)}
Micro-organisms	OECD TG 216	<i>Soil microflora</i>	Nitrification	Sandy loam (field soil)	28 d	2127.7	ND	> 2127.7
	OECD TG 217	<i>Soil microflora</i>	Respiration	Sandy loam (field soil)	28 d	2127.7	ND	> 2127.7
Earthworms	OECD TG 207	<i>Eisenia fetida</i>	Mortality	Artificial substrate	14 d	68.34	≥ 68.34	≥ 68.34

¹ Expressed as PHMB active substance (nominal concentration), original data are normalised for standard soil with an organic carbon of 2.0% or organic matter of 3.4%.

In addition, the applicant provided an acute toxicity test to plant, following the OECD standard guideline 208.

The study is considered non acceptable by eCA as the active substance was applied onto soil by spraying. Because of this mode of application, the present study could not be considered in a regulatory purpose for a biocide intended to be used as a disinfectant. In order to be considered, PHMB should have been incorporated into the soil, in order to mimic the expected route of exposure of PHMB used as a disinfectant in PT01 to PT06.

As a consequence, reliable data are available only for terrestrial micro-organisms and earthworms (acute toxicity). Therefore PNEC for soil (PNEC_{soil}) is based on the earthworm LC50 using an assessment factor of 1000 (recommendation from ECHA guidance on BPR VOL.IV, PART B (2015)).

$$\text{PNEC}_{\text{soil}} = 6.83\text{E-}02 \text{ mg.kg}^{-1}_{\text{dwt}} = 6.05\text{E-}02 \text{ mg.kg}^{-1}_{\text{wwt}}$$

2.2.2.3 Summary of PNEC values

Compartment	PNEC	Basis
Freshwater	9.45E-05 mg.L ⁻¹	Algae long term NOEC(growth rate) = 9.45E-04 mg.L ⁻¹ , with an assessment factor of 10 (c.f. table 19 of ECHA GUIDANCE on BPR VOL IV, part B (2015))
Sediment-	3.78E-01 mg.kg ⁻¹	<i>Lumbriculus variegatus</i> 28d NOEC = 37.82 mg/kg wwt, with an assessment factor of 100 (c.f. table 22 of ECHA

	¹ _{wwt}	GUIDANCE on BPR VOL IV, part B (2015))
Terrestrial	6.05E-02 mg.kg ⁻¹ _{wwt}	Normalised with organic carbon content EC50 derived from the acute toxicity on earthworms = 60.47 mg a.s. kg ⁻¹ _{wwt} , with an assessment factor of 1000 (c.f. table 23 of ECHA GUIDANCE on BPR VOL IV, part B (2015))
Microorganisms in a STP	0.323 mg.L ⁻¹	Inhibition of respiration (OECD209) EC50 = 32.3 mg.L ⁻¹ , with an assessment factor of 100 (c.f. table 20 of ECHA GUIDANCE on BPR VOL IV, part B (2015))

2.2.2.4 Environmental effect assessment (product)

No additional data on the environment effects of the biocidal product were submitted. The risk assessment is based on the effect of the active substance PHMB.

2.2.2.5 PBT and POP assessment

According to the annex XIII of the REACH regulation EC/1907/2006, substances are classified as PBT when they fulfill the criteria for all three inherent properties Persistent (P), Bioaccumulable (B), Toxic (T), and/or vPvB when they fulfill the criteria the two inherent properties very Persistent (vP), very Bioaccumulable (vB).

2.2.2.5.1 Persistence criteria

According to the annex XIII of the REACH regulation, criteria for substance to be persistent (and very persistent) are fulfilled when:

- $T_{1/2}$ in marine water > 60 days (60 days for vP criterion) or,
- $T_{1/2}$ in fresh or estuarine water > 40 days (60 days for vP criterion) or,
- $T_{1/2}$ in marine sediment > 180 days or,
- $T_{1/2}$ in freshwater sediment > 120 days (180 days for vP criterion).
- $T_{1/2}$ in soil > 120 days (180 days for vP criterion).

According to study results on biodegradability of active substance PHMB in STP, water/sediment, and soil compartment (c.f. section 2.2.2.1.2), **PHMB fulfills the P and vP criteria:**

- for soil compartment, not extractable residues are > 80% in all tested soils, and mineralization is <5% over the 60 days of incubation. Considering that no degradation occurred during the test, a default half-life value of 1×10^6 days was considered for the environmental risk assessment.

- for surface water, DT50 in whole system is greater than 6 months at 20°C, non-extractable > 80%, and mineralisation is <3% after 27 days. Considering that no degradation occurred during the test, a default half-life value of 1×10^6 days was considered for the environmental risk assessment.

2.2.2.5.2 Bioaccumulation criteria

According to the annex XIII of the REACH regulation, criteria for substance to be bioaccumulable are fulfilled when the bioconcentration factor (BCF) exceeds a value of 2000 L/kg. Moreover, a substance is considered to potentially fulfill the B criteria when log Kow exceeds a value of 4.5.

The active substance PHMB is a polymer which consists of a high number of polymer molecules distributed over a range of molecular weights. HPLC profiles provide by the applicant indicated that at least 85% of molecules exhibit a molecular weight higher than 700 g/mol. PHMB exhibits a number average molecular weight (Mn) of 1415; this high value is considered as an indication of limited bioaccumulation potential. Moreover, in case where a BCF value is not available, ECHA GUIDANCE VOL.IV, PART B (2015) recommends predicting a BCF for fish from the relationship between Kow and BCF.

Considering that the Kow for PHMB is 4.09×10^{-3} (at 22.0°C) [Log Pow = -2.39], and the following equation: $\text{Log BCF}_{\text{fish}} = 0.85 \times \text{LogKow} - 0.70$; the estimation of BCF_{fish} for PHMB is 1.86×10^{-3} L/kg:

This result indicates that the potential of bioconcentration of PHMB is low.

eCA is of the opinion that this argumentation should be considered relevant for 85% of PHMB (*i.e.* fraction of the PHMB exhibiting a molecular weight higher than 700 g/mol), and not relevant for 15% of the PHMB, *i.e.* fraction of the PHMB exhibiting a molecular weight lower than 700 g/mol, which could penetrate into organisms.

However, given the relationship between water solubility and Kow, a lower solubility would lead to a higher Kow and thus a higher BCF. As the smallest oligomers are expected to have higher water solubility than larger oligomers, it can therefore be expected that the smallest oligomers would have a lower Kow and thus a lower BCF. Based on this theoretical consideration, bioaccumulation potential of low MW oligomers is not expected. This view is supported by the measured Kow value of the whole PHMB.

As a conclusion, based on its measured Kow, and considering the arguments mentioned above, the PHMB is considered to have a low potential of bioaccumulation, and hence does not fulfill the B and vB criteria.

2.2.2.5.3 Toxicity criteria

According to the annex XIII of the REACH regulation, the toxicity criterion is fulfilled when the chronic NOEC for aquatic organism is less than 0.01 mg/L or when the substance meets the criteria for classification as carcinogenic (1A or 1B), germ cell mutagenic (1A or 1B) or toxic for

reproduction (1A, 1B or 2).

Based on ecotoxicity on the most sensitive species *Pseudokirchneriella subcapitata* (i.e. NOEC = 9.45E-04 mg/L of a.s.), **active substance PHMB is considered to fulfill T criteria.**

Therefore, PHMB is not considered to fulfill the PBT nor vPvB criterion. **Anyhow, as PHMB fulfills the criteria of vP and T, PHMB should be considered as a candidate for substitution, according to the article 10 of the Biocides Regulation EU/528/2012.**

2.2.2.5.4 POP assessment

According to the screening criteria described in the Annex D of the Stockholm convention, PHMB is not a POP.

2.2.2.6 Environmental exposure assessment

SEPTI-HAND is the representative product for the PHMB use as an active substance in PT01. The product is used to disinfect hands and contains 0.4% w/w of PHMB. SEPTI-HAND is supplied in a container into which is integrated a small finger operated pump. The hand washing is followed by a rinsing with water. As claimed by the applicant, the environmental exposure assessment is performed by considering professional and private uses of SEPTI-HAND.

SEPTI-HAND used for disinfection of hands will ultimately be discharged to drain and will enter a municipal sewage treatment plant (STP). As a result of this, there will be potential for exposure of both the aquatic (surface water and sediment) and the terrestrial (soil and groundwater) compartments, the latter as a result of contaminated sewage sludge spreading on land.

The Emission Scenario Document (ESD) for biocides used as disinfectants for human hygiene (PT01)¹⁰ recommends scenarios both for private and professional uses, by applying either an annual tonnage approach, or an average consumption approach.

For the environmental exposure assessment of PHMB used for hands disinfection, considering that professional and private applications were intended by the applicant, the following emission scenarios based the ESD for PT01 is considered:

- Scenario 1: Professional use of PHMB for hand disinfection based on annual tonnage approach.
- Scenario 2: Professional use of PHMB for hand disinfection based on an average consumption approach. The applied scenario takes into account the revised parameters for professional hand disinfection described in the Technical Agreement for Biocides (TAB, 2015). Considering that the efficiency of SEPTI-HAND has not been demonstrated

¹⁰ Environmental Emission Scenarios for biocides used as human hygiene biocidal products (PT01). Royal Haskoning (2004). http://ihcp.jrc.ec.europa.eu/our_activities/public-health/risk_assessment_of_Biocides/doc/ESD/ESD_PT/PT_1_Human_Hygiene.pdf/view

for a surgical disinfection, only use by nursing staff was considered.

- Scenario 3: Private use of PHMB for hand disinfection based on annual tonnage approach.
- Scenario 4: Private use of PHMB for hand disinfection based on an average consumption approach.

2.2.2.7 Risk characterisation

To carry out a quantitative risk assessment for the environment when PHMB in SEPTI-HAND is used as PT01 for professional and private hand disinfection, the PEC values were compared to the respective PNEC values for the different compartments, resulting in the following PEC/PNEC ratios summarised in the table below.

As tonnage of PHMB used for PT01 is far below the calculated tonnages at the break-even point, it was stated that the scenario based on the average consumption of SEPTI-HAND is more appropriate than the scenario based on the annual tonnage for assessing the environmental risk of the uses of this product. However, results from both approaches are presented in the table below:

Table 2.2.5-2 - PEC/PNEC ratios for PHMB for professional and private use of SEPTI-HAND for hand disinfection

Scenario	1: Professional use of PHMB for hand disinfection based on annual tonnage approach		2: Professional use of PHMB for hand disinfection based on an average consumption approach	
	Local PEC	PEC/PNEC	Local PEC	PEC/PNEC
STP [mg.L ⁻¹]	Confidential	<1	8.55E-03	2.65E-02
Freshwater [mg.L ⁻¹]		<1	6.57E-04	6.95
Sediment [mg.kg ⁻¹ _{wwt}]		<1	2.88E+00	7.62
Soil [mg.kg ⁻¹ _{wwt}]		>1	1.36E+00	22.4
Groundwater [µg.L ⁻¹] ^(*)		<0.1	<0.001	<0.1
Scenario	3: Private use of PHMB for hand disinfection based on annual tonnage approach		4: Private use of PHMB for hand disinfection based on an average consumption approach	
	Local PEC	PEC/PNEC	Local PEC	PEC/PNEC

STP [mg.L ⁻¹]		<1	9.50E-03	2.94E-02
Freshwater [mg.L ⁻¹]	Confidential	<1	7.29E-04	7.72
Sediment [mg.kg ⁻¹ _{wwt}]		<1	3.20E+00	8.46
Soil [mg.kg ⁻¹ _{wwt}]		<1	1.51E+00	24.9
Groundwater [µg.L ⁻¹] ^(*)			<0.001	<0.1

^(*) – According to groundwater concentration modeled by FOCUS PEARL 4.4.4 and compared to the maximum permissible concentration set for drinking water by the Directive 98/83/EC of 0.1 µg.L⁻¹.

2.2.2.7.1 Aquatic compartment (including sediment) and STP

As shown in Table 2.2.5-2, by applying an average consumption approach, which is the most appropriate approach for assessing environmental risk assessment considering the break-even point, the professional and private uses of SEPTI-HAND for hand disinfection induce PEC/PNEC ratios > 1 for the freshwater and the sediment compartments.

In conclusion, the use of PHMB as PT01, according to the scenario for professional and private hand disinfection lead to unacceptable risks for the aquatic compartment (including sediment).

2.2.2.7.2 Atmosphere

As a polymer, PHMB can be considered as not volatile. Consequently, atmospheric emission resulting from the proposed use will be negligible. It is therefore considered that the resulting level of risk to biota is insignificant and does not give cause for concern.

2.2.2.7.3 Terrestrial compartment and groundwater

As shown in Table 2.2.5-2, by applying an average consumption approach, which is the most appropriate approach for assessing environmental risk assessment considering the break-even point, the professional and private uses of SEPTI-HAND for hand disinfection induces:

- PEC/PNEC ratios > 1 for soil compartment.
- Predicted PHMB concentrations in groundwater, < 0.1 g/L limit set by the EU Groundwater Directive.

In conclusion, the use of PHMB as PT01, according to the scenario for professional and private hand disinfection lead to unacceptable risks for the terrestrial compartment.

2.2.2.7.4 Non compartment specific effects relevant to the food chain (secondary poisoning)

There are no indications from the physico-chemical properties of PHMB of positive bioaccumulation potential. In particular:

- It does not have a log Kow of ≥ 3 ;
- It does not belong to a class of substances known to have potential to accumulate in living organisms;
- There are no indications from structural features. In particular, the high molecular weight of PHMB is likely to result in steric hindrance at passage of gill membranes or cell membranes of respiratory organs, thereby limiting the potential for uptake from the environment.
- It does not concentrate in the food chain.

Therefore it is believed that there is no significant potential for secondary poisoning to occur as a result of the proposed uses of PHMB.

2.2.3 ED properties

PHMB is not known as an Endocrine Disruptor with regard to the environment. Considering the mode of action of the substance, observed effects on reproduction on fish and daphnia is not expected to be linked to an ED-mode of action.

The effects observed in the repeated toxicity and reprotoxicity studies in mammals are not expected to be related to an ED-mode of action.

Regarding the available data on PHMB, no ED properties have been identified.

2.3 Overall Conclusions of the evaluation

SCENARIO	Human primary exposure	Environment					
		STP	Aquatic compartment (surface water, sediment)	Terrestrial compartment	Groundwater	Air	Secondary poisoning
Hygienic hand disinfection (hand washing) – <u>professionals</u>							
Bactericide 0.4 % w/w a.s in 30 seconds/5 ml	Unacceptable	Acceptable	Unacceptable	Unacceptable	Acceptable	NR	NR
Hygienic hand disinfection (hand washing) – <u>private</u>							
Bactericide 0.4 % w/w a.s in 30 seconds/5 ml	Unacceptable	Acceptable	Unacceptable	Unacceptable	Acceptable	NR	NR

NR: Not relevant.

3 PROPOSED DECISION

The outcome of the assessment for PHMB (1415; 47) in product-type 1 is specified in the BPC opinion following discussions at the 22nd meeting of the Biocidal Products Committee (BPC). The BPC opinion is available from the ECHA website.

3.1 Requirement for further information related to the reference biocidal product

Method of analysis: Validation data submitted cannot fully support an analytical method on SEPTI-HAND due to precision and recovery not tested at actual content of PHMB in SEPTI-HAND. Validated method must be submitted at product authorisation stage

3.2 List of endpoints

The most important endpoints, as identified during the evaluation process, are listed in [Appendix I](#).


4 APPENDICES

Appendix 1 Listing of endpoints

Chapter 1: Identity, Physical and Chemical Properties, Details of Uses, Further Information, and Proposed Classification and Labelling

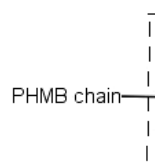
Active substance (Common Name)	PHMB (1415; 4.7)
Function (e.g. fungicide)	Bactericide and algacide
Rapporteur Member State	France

Identity (Annex IIA, point II.)

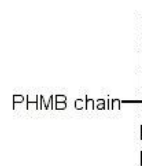
Chemical name (IUPAC)	CoPoly(bisiminoimidocarbonyl,hexamethylene hydrochloride),(iminoimidocarbonyl, hexaméthylène hydrochloride)
Common name, synonym	- Polyhexamethylene biguanidine - PHMB - Poly(hexamethylene biguanide) hydrochloride
CAS No	32289-58-0 and 1802181-67-4
EC No	PHMB meets the EU definition of a polymer and is therefore not listed on EINECS
Other substance No.	None
Minimum purity of the active substance as manufactured (g/kg or g/l)	943 g/kg (TC)
Identity of relevant impurities and additives (substances of concern) in the active substance as manufactured (g/kg)	None.
Molecular formula	$(C_8H_{18}N_5Cl)_n(C_7H_{16}N_3Cl)_m$ with three possible end-chain groups
Molecular mass	Weight average molecular weight $M_w = 6629$; Number average molecular weight $M_n = 1415$; PolyDispersity Index (M_w/M_n) = 4.67 Monomeric unit of " in-chain biguanides" was calculated for n average= 22.9 Monomeric unit of " in-chain guanidines" was calculated for m average= 7.6
Structural formula	

The in-chain groups are:

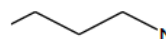
Biguanide hydrochloride group



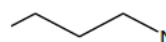
Guanidine hydrochloride group



The 3 possible end-chain groups are:



Cyanoguanidine



Amine end group

Physical and chemical properties (Annex IIA, point III., unless otherwise indicated)

Melting point (state purity)

No melting - decomposes starting at 200°C

Boiling point (state purity)

No boiling point at atmospheric pressure - decomposes starting at 200°C

Temperature of decomposition

200°C

Appearance (state purity)

Purified active substance (99.6%) : white solid
Technical material (20%) : limpid to slightly opalescent colourless (20% aqueous solution)

Relative density (state purity)

Purified active substance (99.6%) $D_4^{20} =$

	1.237
Surface tension	71.5 mN/m (1 g/L solution at 20°C)
Vapour pressure (in Pa, state temperature)	1.0×10^{-6} Pa at 20°C
Henry's law constant (Pa m ³ mol ⁻¹)	1.65×10^{-8} Pa.m ³ .mol ⁻¹ Log H: -7.8
Solubility in water (g/l or mg/l, state temperature)	pH4: The pKa of PHMB (see IIIA 3.6-01) was determined to 2.38. The solubility is therefore not expected to vary in the pH range of pH5 to pH9. pH7: pH9:
	Pure water: 401.2 g/L at 25 °C
Solubility in organic solvents (in g/l or mg/l, state temperature) (Annex IIIA, point III.1)	acetone: 72 mg/L n-hexane: 184 mg/L methanol: 205.6 g/L All at 25°C
Stability in organic solvents used in biocidal products including relevant breakdown products (IIIA, point III.2)	Not applicable because the active substance as manufactured does not include an organic solvent and is not formulated in organic solution in the biocidal product.
Partition coefficient (log P _{ow}) (state temperature)	Log P _{ow} = -2.39 at 22°C pH dependency is not considered likely over the pH range 4 to 9
Dissociation constant (not stated in Annex IIA or IIIA; additional data requirement from TNSG)	pKa: 2.38
UV/VIS absorption (max.) (if absorption > 290 nm state ε at wavelength)	Absorption at pH<2, pH =5.5 and pH >10 within the range from 200nm to 250nm with one peak minimum at 219nm and one local apparent maximal at 234.5nm; no peak maxima at wavelengths ≥ 290 nm can be found. Therefore direct photodegradation of PHMB is not expected.
Flammability	Not flammable, not self-ignition
Explosive properties	Not explosive

Classification and proposed labelling (Annex IIA, point IX.)

CLP

with regard to physical/chemical data

None

with regard to toxicological data

Carc. 2	H351
Acute Tox 2	H330
Acute Tox. 4	H302
STOT RE 1	H372
Eye Dam. 1	H318
Skin Sens. 1B	H317

with regard to fate and behaviour data

Harmonised classification (TC): None

Proposed classification of PHMB 20 % in water (TK): None

Proposed classification of SEPTI-HAND (0.4% a.s.) : None

with regard to ecotoxicological data

Harmonised classification (TC):

Aquatic Acute 1; H400 (M-factor = 10): Very toxic to aquatic life.

Aquatic Chronic 1; H410 (M-factor = 10): Very toxic to aquatic life with long lasting effects.

Proposed classification of PHMB 20 % in water (TK):

Aquatic Acute 1; H400: Very toxic to aquatic life.

Aquatic Chronic 1; H410: Very toxic to aquatic life with long lasting effects.

Proposed classification of SEPTI-HAND (0.4% a.s.):

Aquatic chronic2; H411: Toxic to aquatic life, may cause long-term adverse effects in the aquatic environment.

Chapter 2: Methods of Analysis**Analytical methods for the active substance**

Technical active substance (principle of method) (Annex IIA, point 4.1)

The content of the active ingredient PHMB in drinking water was determined after complexation with eosin solution by U.V. visible spectrophotometry

Impurities in technical active substance (principle of method) (Annex IIA, point 4.1)

The determination of three impurities were determined by chromatographic methods:

- Gas chromatographic method: Gas chromatograph 6890N
- Liquid chromatographic method: Alliance

separation module 2695

Analytical methods for residues

Soil (principle of method and LOQ) (Annex IIA, point 4.2)

currently <u>not technically feasible</u>

Air (principle of method and LOQ) (Annex IIA, point 4.2)

Not required

Water (principle of method and LOQ) (Annex IIA, point 4.2)

Surface water; currently <u>not technically feasible</u> Drinking water: method required

Body fluids and tissues (principle of method and LOQ) (Annex IIA, point 4.2)

Method required

Food/feed of plant origin (principle of method and LOQ for methods for monitoring purposes) (Annex IIIA, point IV.1)

Method required

Food/feed of animal origin (principle of method and LOQ for methods for monitoring purposes) (Annex IIIA, point IV.1)

Method required

Chapter 3: Impact on Human Health

Absorption, distribution, metabolism and excretion in mammals (Annex IIIA, point 6.2)

Rate and extent of oral absorption:

Gastro-intestinal absorption of PHMB following a single oral dose amounted to only 5.6% of the administered dose.

Rate and extent of dermal absorption:

Dermal absorption : PHMB 20% : PHMB absorbed is 0.6%. PHMB 0.7% : PHMB absorbed is 6% PHMB 0.02% : PHMB absorbed is 48%.

Distribution:

In rats, the radioactivity was distributed within the body of the treated animals at generally low concentration levels. The highest concentrations were detected in adipose tissue depots (0.3µg/g); and less than 0.2µg/g in liver, kidney, heart. Tissue distribution was very limited.
--

Potential for accumulation:

Tissue concentrations rapidly fell away to zero after treatment was withdrawn. PHMB showed no potential for bioaccumulation in the rat.

Rate and extent of excretion:

The primary route of excretion was elimination of unchanged PHMB in faeces. Gastro-intestinal absorption as measured in urine was only 5.6% of administered dosed. Excretion
--

	values for expired air were not available. There was no biliary component to excretion of PHMB.
Toxicologically significant metabolite	No toxicologically significant metabolites were identified.

Acute toxicity (Annex IIIA, point 6.1)

Rat LD ₅₀ oral	500 mg/kg bw
Rat LD ₅₀ dermal	> 2000 mg/kg bw
Rat LC ₅₀ inhalation	Combined LC ₅₀ = 0.37 mg/L Males: 0.29 mg/L Females: 0.48 mg/L
Skin irritation	Non irritant
Eye irritation	Severe persistent irritant
Skin sensitization	Sensitizing

Repeated dose toxicity (Annex IIIA, point 6.3 and 6.4)

Species/ target / critical effect	Rat: minor reductions in food consumption (due to diet palatability) and bodyweight gains
Lowest relevant oral NOAEL / LOAEL	36 mg/kg bw/day based on decrease body weight (rat, combined chronic/carcinogenic oral toxicity)
Lowest relevant dermal NOAEL / LOAEL	Systemic NOAEL : 300 mg/kg/d (no effect) (rat, 28 days) Local NOAEL: 100 mg/kg/d (erythema) (rat, 28 days)
Lowest relevant inhalation NOAEC	On going

Genotoxicity (Annex IIIA, point 6.6)

No genotoxic properties evident in *in vitro* assays with or without metabolic activation.

Carcinogenicity (Annex IIIA, point 6.5 and 6.7)

Species/type of tumour	Rat, oral: hamartomas in liver, Hepatocellular adenomas and follicular adenoma in thyroid. Other types of benign neoplastic lesions in both males and females are also observed.
lowest dose with tumours	Rat, oral: 1000 mg/L

Reproductive toxicity (Annex IIIA, point 6.8)

Species/ Reproduction target / critical effect	Rat
--	-----

Lowest relevant reproductive NOAEL / LOAEL

NOAEL = 1500 ppm equivalent to approximately 50.55 mg/kg for males in the OECD 422 guideline study

Species/Developmental target / critical effect

Rabbit:
No maternal toxicity
Increase of foetal and litter incidence of supernumerary lungs lobes and foetal incidence of incomplete ossification of the 6th sternbrae

Lowest relevant developmental NOAEL / LOAEL

Rabbit
Maternal: NOAEL = 112mg/kg/d
Foetuses: NOAEL = 12mg/kg/d

Neurotoxicity / Delayed neurotoxicity (Annex IIIA, point 6.9)

Species/ target/critical effect

Not applicable

Lowest relevant developmental NOAEL / LOAEL.

Not applicable

Other toxicological studies (Annex IIIA, 6.10)

Data for metabolites

Not applicable.

Medical data (Annex IIIA, point 6.12)

The available data give no indications of special concern in medical records or in relation to any reported medical incidents.

Summary

ADI (if residues in food or feed)
(mg/kg bw/day)

Value	Study	Safety factor
0.12 mg/kg/d	Teratogenicity study in rabbits	100
0.0067 mg/kg/d	Teratogenicity study in rabbits	100 and correction factor to take into account 5.6% absorption (included in value)

AEL (short-medium and long term)
(systemic) (mg/kg bw/day)

ARfD (acute reference dose)

0.12 mg/kg/d	Teratogenicity study in rabbits	100
--------------	---------------------------------	-----

Acceptable exposure scenarios (including method of calculation)

Professional users

Unacceptable for proposed uses according to model calculations.

Non-professional users

Unacceptable for proposed uses according to model calculations.

Indirect exposure as a result of use

Unacceptable according to model calculations

Indirect exposure via food:

For professional users, they are expected to keep hygienic practices and wear gloves while manipulating/serving food. Therefore, contamination of food in contact with treated hands is not realistic.

For non-professional use, due to the lack of EU discussion about the need to assess indirect exposure via food for PT 1, no risk assessment was performed.

Chapter 4: Fate and Behaviour in the Environment**Route and rate of degradation in water** (Annex IIA, point 7.6, IIIA, point XII.2.1, 2.2)Hydrolysis of active substance and relevant metabolites (DT₅₀) (state pH and temperature)

PHMB is stable in aqueous solutions between pH 4 and pH 9.

Photolytic / photo-oxidative degradation of active substance and resulting relevant metabolites

No photolysis study in water was performed as PHMB does not absorb visible light.

Readily biodegradable (yes/no)

No.

Biodegradation in seawater

No data

Degradation in water/sediment (2 systems)
- DT₅₀ water
- DT₉₀ waterNo DT50_{total system} determined.- DT₅₀ whole system
- DT₉₀ whole systemNo DT50_{total system} determined.

Distribution in water / sediment systems (active substance)	Maximum of non-extractables: 87.1%
Distribution in water / sediment systems (metabolites)	Not determined

Route and rate of degradation in soil (Annex IIIA, point VII.4, XII.1.1, XII.1.4; Annex VI, para. 85)

Mineralization (aerobic)	Less than 5% mineralization after 60 d at 20°C
Laboratory studies (range or median, with number of measurements, with regression coefficient)	One study conducted in four soils according to OECD Guideline 307 DT _{50lab} (25°C, aerobic)- not calculated as <5% mineralisation observed.
	DT _{50lab} (20°C, pF 2, anaerobic): Not applicable.
Field studies (state location, range or median with number of measurements)	Not applicable.
	--
Anaerobic degradation	Soil exposure is negligible and therefore no studies have been performed.
Soil photolysis	The substance does not absorb light and therefore no studies have been performed.
Non-extractable residues	Max 86.5% after 60 days
Relevant metabolites – name and/or code, % of applied a.i. (range and maximum)	Not investigated
Soil accumulation and plateau concentration	Not required

Adsorption/desorption (Annex IIA, point XII.7.7 ; Annex IIIA, point XII.1.2)

a) Active substance

$K_{oc} / K'_{oc} / K_d / K'$	The sorption properties of PHMB have been investigated during a study conducted according to OECD guideline 106, in four soils and sewage sludge. Koc (soils): 50100 – 352381 (n=4). Mean: 201537 L/kg Kd (sludge): 2773 L/kg
pH dependence (yes / no) (if yes type of dependence)	No

Fate and behaviour in air (Annex IIIA, point VII.3, VII.5)

Direct photolysis in air	Not applicable.
Quantum yield of direct photolysis	Not applicable.
Photo-oxidative degradation in air	Estimated half-life (day time 24 hrs): 0.213 d (AOPWIN)
Volatilization	PHMB is not volatile

Monitoring data, if available (Annex VI, para. 44)

Soil (indicate location and type of study)	No monitoring data has been reported.
Surface water (indicate location and type of study)	No monitoring data has been reported.
Ground water (indicate location and type of study)	No monitoring data has been reported.
Air (indicate location and type of study)	No monitoring data has been reported.

Chapter 5: Effects on Non-target Species**Toxicity data for aquatic species (most sensitive species of each group)**

(Annex IIA, point 8.2, Annex IIIA, point 10.2)

Species	Time-scale	Endpoint	Toxicity
Fish			
<i>Oncorhynchus mykiss</i>	96 hours	LC ₅₀	0.2676 mg a.s./L
<i>Pimephales promelas</i>	28 days post-hatch	NOEC	4.98E-03 mg a.s./L
Invertebrates			
<i>Daphnia magna</i>	48 hours	EC ₅₀	0.11707 mg a.s./L
<i>Daphnia magna</i>	21 days	NOEC	5.44E-03 mg a.s./L
Algae			
<i>Pseudokirchneriella subcapitata</i>	72 hours	E _r C ₅₀	2.06E-02 mg a.s./L
		E _r C ₁₀	2.79E-03 mg a.s./L
		NOEC	9.45E-04 mg a.s./L
Microorganisms			
Activated sludge	3 hours	EC ₅₀	32.3 mg a.s./L
		NOEC	6.35 mg a.s./L
Sediment dwelling organisms			

<i>Lumbriculus variegatus</i>	28 days	NOEC	174 mg a.s./kg dry sediment 37.82 mg a.s./kg wet sediment
-------------------------------	---------	------	--

Effects on earthworms or other soil non-target organisms

Acute toxicity to *Eisenia foetida*
(Annex IIIA, point XIII.3.2)

14-day LC₅₀ > 201 mg a.s./kg soil dry weight

After normalization at 3.4% of organic matter:
14-d LC_{50_std}: 68.34 mg a.s./kg soil dry weight

Effects on soil micro-organisms (Annex IIA, point 7.4)

Nitrogen mineralization

LC₅₀: > 1000 mg a.s./kg soil dry weight
NOEC = 1000 mg a.s./kg soil dry weight

After normalization at 3.4% of organic matter:
LC_{50_std}: > 2127.7 mg a.s./kg soil dry weight
NOEC_{std} = 2127.7 mg a.s./kg soil dry weight

Carbon mineralization

LC₅₀: > 1000 mg a.s./kg soil dry weight
NOEC = 1000 mg a.s./kg soil dry weight

After normalization at 3.4% of organic matter:
LC_{50_std}: > 2127.7 mg a.s./kg soil dry weight
NOEC_{std} = 2127.7 mg a.s./kg soil dry weight

Effects on terrestrial plants (Annex IIIA, point XIII.3.2)

Seedling emergence

No reliable study available

Vegetative vigour

No reliable study available

Effects on terrestrial vertebrates

Acute toxicity to mammals (Annex IIIA, point XIII.3.3)	Rat oral > 2000 mg/kg bw
Acute toxicity to birds (Annex IIIA, point XIII.1.1)	No data presented (no exposure)
Dietary toxicity to birds (Annex IIIA, point XIII.1.2)	No data presented (no exposure)
Reproductive toxicity to birds (Annex IIIA, point XIII.1.3)	No data presented (no exposure)

Effects on honeybees (Annex IIIA, point XIII.3.1)

Acute oral toxicity	Not required
Acute contact toxicity	Not required

Effects on other beneficial arthropods (Annex IIIA, point XIII.3.1)

Acute toxicity	Not required
Acute toxicity	Not required

Bioconcentration (Annex IIA, point 7.5)

Bioconcentration factor (BCF)	1.86×10^{-3} L/kg (calculation based on log Kow of -2.39)
Depuration time (DT ₅₀) (DT ₉₀)	Not applicable as no bioaccumulation expected.
Level of metabolites (%) in organisms accounting for > 10 % of residues	Not applicable as no bioaccumulation expected.

Chapter 6: Other End Points

Not applicable.

Appendix 2 Summary of intended uses

Object and/or situation	Product name	Organisms controlled	Formulation		Application			Applied amount per treatment	Remarks
			Type	Conc [% a.s.]	Method	Number	Interval		
Handwash	SEPTI-HAND	Bacteria		0.4 % w/w	I			5 ml Contact time : 30 seconds	

Appendix 3 List of studies by author**List of studies for the active substance**

Author	Section No	Year	Title	Data protection claimed	Owner of data
Anonymous	5.4	2007	Mode of action of PHMB. ICI technical service document, Non-GLP/Published.	N	Public
Anonymous	5.4	2007	Mode of action of PHMB. Avecia technical service document, Non-GLP/Published.	N	Public
ANSM	4.2	2013	Evaluation de la conformité aux bonnes pratiques de laboratoire	Y	Laboratoire PAREVA
██████████ ██████████	6.10.2	2015	Assessment of the Bioavailability and Distribution of PHMB in the Rat and Its Effects on Oxidative Stress, Cytotoxicity, Mitogenicity, and Histologic Alterations in the Rat Liver. Assessment of the Bioavailability of PHMB in Blood, Urine, and Tissues Using [14C]PHMB – (Studies No 338 and 338A)	Y	██████████
██████████ ██████████	6.10.3	2015	Evaluation of the Proliferative Effects of Chronic Treatment with PHMB in the Liver Tissue of Wistar Han Rats (Study No 339)	Y	██████████
██████████ ██████████	6.10.4	2015	Early Proliferative Effects of PHMB on the Liver Tissue of Male Wistar Han Rats (study No 342)	Y	██████████
Baltussen I.	2.8	2008	Determination of the content of Hexamethylene diamine, hexamethylene diammonium salt of bis-dicyanamide and Sodium dicyanamide in PHMB P20 D	Y	Laboratoire PAREVA
Baltussen I.	4.1	2008	Determination of the content of Hexamethylene diamine, hexamethylene diammonium salt of bis-dicyanamide and Sodium dicyanamide in PHMB P20 D	Y	Laboratoire PAREVA

Barker, J., Brown, M. R. W., Gilbert, B., Collier, P.J., Farrell, I.D.	5.10	1993	The Physiological Status of Legionella pneumophila and Its Susceptibility to Chemical Inactivation, in Legionella: Current Status and Emerging Perspectives, ed. Barbaree, J.M., Breiman, R.F. and Dufour, A.P., pages 259 – 260. Non-GLP/Published		Public
Birnschein K.	3.11	2008	Flammability (solids) of PHMB P100 PC	Y	Laboratoire PAREVA
Birnschein K.	3.17	2008	Reactivity of PHMB P100 PC (Poly(HexaMethyleneBiguanide), hydrochloride) towards the Container Material after Accelerated Storage at 54°C for 2 Weeks	Y	Laboratoire PAREVA
Bratt, H., Hathway, D.E.	6.2	1976	Characterisation of the urinary polymer-related material from rats given poly(biguanide-1,5-diylhexamethylene hydrochloride). Imperial Chemical Industries Limited report. Makromol. Chem. 177, 2591-2605 (1976)	N	Published
Broxton, P., Woodcock, P.M., Gilber, P.	5.10	1983	A study of the antibacterial activity of some polyhexamethylene biguanides towards Escherichia coli ATCC 8739 Journal of Applied Bacteriology, 1983, 54, p. 345 – 353. Non-GLP/Published.	N	Public
██████████	7.4.3.2	2013	PHMB Fish Early Life Stage Toxicity Test for Fathead Minnow	Y	██████████
Button S.G.	7.2.3.1	2013	PHMB Adsorption/Desorption in five Soils		Laboratoire PAREVA
Caron C.	3.5	1995	Series 63, Physical and chemical characteristics - 63.8. Solubility of pure PHMB		MAREVA
Caron C.	3.7	1995	Series 63, Physical and chemical characteristics - 63.8. Solubility of pure PHMB		MAREVA

Chen J.	6.12.1	2004	Report on Health Effects of PHMB in Humans - U.S. EPA Office of Pesticide Programs, Antimicrobials Division	N	Published
Chen J.	6.18_03	2003	PHMB - 2nd Report of the Hazard Identification Assessment Review Committee.	N	Published
Cohen S.M. and Creppy E.E.	6.10.5	2015	Evaluation of PHMB-induced Rodent Tumors and Assessment of Human Relevance (Position Paper)	Y	Laboratoire PAREVA
██████████	6.1.2	2012	Evaluation of acute dermal toxicity in rats	Y	██████████
Creppy E.E.	6.10.1b	2012	Etude in vitro des possibles propriétés Epigénétiques du PHMB	Y	Laboratoire PAREVA
Creppy E.E. et al.	6.10.1a	2014	Study of Epigenetic Properties of Poly(HexaMethylene Biguanide) Hydrochloride (PHMB)	N	Published
Cros D.	2.1	2013	Formulation composition statement of trades names	Y	Laboratoire PAREVA
Cros D.	2.1	2013	MATERIAL SAFETY DATA SHEET OF PHMB P20 PC	Y	Laboratoire PAREVA
Cros D.	2.1	2013	MATERIAL SAFETY DATA SHEET OF PHMB P20 SP	Y	Laboratoire PAREVA
Cros D.	2.1	2013	MATERIAL SAFETY DATA SHEET OF PHMB P20 TX	Y	Laboratoire PAREVA
Cros D.	2.1	2013	MATERIAL SAFETY DATA SHEET OF PHMB P2056	Y	Laboratoire PAREVA
Cros D.	2.1	2013	MATERIAL SAFETY DATA SHEET OF PHMBG	Y	Laboratoire PAREVA
Cros D.	2.1	2013	MATERIAL SAFETY DATA SHEET OF PHMB P20 D	Y	Laboratoire PAREVA
Cros D.	2.1	2013	MATERIAL SAFETY DATA SHEET OF REVACIL	Y	Laboratoire PAREVA
Cros D.	2.4.1	2007 2012 (updated)	Laboratoire PAREVA: active substance Polyhexamethylene biguanidine (PHMB) Information about CAS number	Y	Laboratoire PAREVA

Cros D.	2.5.1	2007 2012 (updated)	Laboratoire PAREVA: active substance Polyhexamethylene biguanidine (PHMB) Information about CAS number	Y	Laboratoire PAREVA
Cros D.	2.5.2	2012	Synthesis of PHMB radiolabelled with 14C ([14C]PHMB). Technical data on the final product obtained	Y	Laboratoire PAREVA
Cros D.	2.6	2013	Description of the manufacturing process of the active substance PHMB followed by Laboratoire PAREVA	Y	Laboratoire PAREVA
Cros D.	2.7	2012	Synthesis of PHMB radiolabelled with 14C ([14C]PHMB). Technical data on the final product obtained	Y	Laboratoire PAREVA
Cros D.	2.8	2014	Summary of the batch references used in Toxicological and ecotoxicological studies	Y	Laboratoire PAREVA
Cros D.	4.1	2014	Reference DCI document. Request for additional information. Point No 5	Y	Laboratoire PAREVA
Cros D.	4.2	2014	Reference DCI document. Request for additional information. Point No 8	Y	Laboratoire PAREVA
Cros D.	4.2	2014	Reference DCI document. Request for additional information. Point No 8	Y	Laboratoire PAREVA
Curl M.G	7.3.1	2007	Computer modelled properties of PHMB using EPI Suite TM	Y	Laboratoire PAREVA
Curl M.G.	3.15	2007a	Expert statement on the explosive properties of poly(hexamethylenebiguanide) hydrochloride (PHMB)	Y	Laboratoire PAREVA
Curl M.G.	3.16	2007b	Expert statement on the oxidizing properties of poly(hexamethylenebiguanide) hydrochloride (PHMB)	Y	Laboratoire PAREVA
Davies, A., Field, B.S.	5.10	1969	Action of Biguanides, Phenols and Detergents on Escherichia coli and its spheroplasts. J. appl. Bact., 1969, 32, p. 233 – 243. Non-GLP/Published		Public

DeMatteo V.	2.1	2010	Preliminary Analysis of Polyhexamethylene Biguanide (PHMB) Solid	Y	Laboratoire PAREVA
DeMatteo V.	2.2	2010	Preliminary Analysis of Polyhexamethylene Biguanide (PHMB) Solid	Y	Laboratoire PAREVA
DeMatteo V.	2.5.1	2010	Preliminary Analysis of Polyhexamethylene Biguanide (PHMB) Solid	Y	Laboratoire PAREVA
DeMatteo V.	2.5.2	2010	Preliminary Analysis of Polyhexamethylene Biguanide (PHMB) Solid	Y	Laboratoire PAREVA
DeMatteo V.	2.5.3	2010	Preliminary Analysis of Polyhexamethylene Biguanide (PHMB) Solid	Y	Laboratoire PAREVA
DeMatteo V.	2.7	2010	Preliminary Analysis of Polyhexamethylene Biguanide (PHMB) Solid	Y	Laboratoire PAREVA
DeMatteo V.	2.8	2010	Preliminary Analysis of Polyhexamethylene Biguanide (PHMB) Solid	Y	Laboratoire PAREVA
DeMatteo V.	4.1	2010	Preliminary Analysis of Polyhexamethylene Biguanide (PHMB) Solid	Y	Laboratoire PAREVA
██████████	7.4.1.1	2013	PHMB: Acute Toxicity to Rainbow Trout	Y	██████████
Dickinson R.A.	7.4.1.2	2013	PHMB: Acute Toxicity to Daphnia Magna	Y	Laboratoire PAREVA
Dickinson R.A.	7.4.1.3	2013	PHMB Algal Growth Inhibition Assay	Y	Laboratoire PAREVA
Dickinson R.A.	7.4.3.4	2013	PHMB: Daphnia Magna Reproduction Toxicity Test	Y	Laboratoire PAREVA
Eckenstein H.	7.5.1.1-01	2013	Poly HexaMethylene Biguanide, hydrochloride (PHMB): Effects on Soil Microflora Activity	Y	Laboratoire PAREVA
Eckenstein H.	7.5.1.1-02	2013	Poly HexaMethylene Biguanide, hydrochloride (PHMB): Effects on Soil Microflora Activity	Y	Laboratoire PAREVA
Eisner G.	7.1.2.1.1	2013	Poly HexaMethylene Biguanide, hydrochloride (PHMB): Elimination and Primary Biodegradation in an Activated Sludge Simulation Test	Y	Laboratoire PAREVA
Feil N.	7.1.1.2.1	2009 (revised date 2014)	Ready Biodegradability of PHMB P100 PC in a CO2 headspace Test	Y	Laboratoire PAREVA

Ferte C.	6.12.3		Study on PolyHexaMéthylène Biguanidine impact (PHMB) and/or its manufacturing process impact on the workshop staff	Y	Laboratoire PAREVA
Ferte C.	6.12.6		Study on PolyHexaMéthylène Biguanidine impact (PHMB) and/or its manufacturing process impact on the workshop staff	Y	Laboratoire PAREVA
Gaylarde, C.C., Johnston, J.M.	5.10	1984	Some recommendations for sulphate-reducing bacteria biocide tests. JOCCA, 1984 (12), p. 305 – 309. Non-GLP/Published.	N	Public
Gilbert, P., Pemberton, D., Wilkinson, D.	5.10	1990	Synergism within the polyhexamethylene biguanide biocide formulations. Journal of Applied Bacteriology 1990, 69, p. 593 – 598. Non-GLP/Published.	N	Public
Gilbert, P., Pemberton, D., Wilkinson, D.	5.10	1990	Barrier properties of the Gram-negative cell envelope towards high molecular weight polyhexamethylene biguanides. Journal of Applied Bacteriology 1990, 69, p. 585 – 592. Non-GLP/Published.	N	Public
Giordanengo A.	4.2	2014	Validation of an ELISA method for the quantification of PHMB in water	Y	Laboratoire PAREVA
Goeres D.M, Palys T., Sandel B.B, Geiger J.	5.10	2004	Evaluation of disinfectant efficacy against biofilm and suspended bacteria in a laboratory swimming pool model. Water Research, 38 (2004), p. 3103 – 3109 Non-GLP/ Published.	N	Public

██████████	6.3.3_01	2013	PHMB: Dose Range Finding Inhalation Toxicity Study (Nose-Only) in the rat	Y	██████████
██████████	6.3.3_02	2013	PHMB: 28-Day Inhalation Toxicity Study (Nose-Only) in the rat		██████████
██████████	6.1.3	2012	Acute Inhalation Toxicity Study (Nose-only) in the Rat according to OECD 403 guideline	Y	██████████
Harmand, M.F.	6.6.1	2002	Reverse Mutation Assay on Salmonella typhimurium his and Escherichia coli,	Y	Laboratoire PAREVA
██████████	6.6.2	2002	In-vitro mammalian chromosome aberration test using Chinese Hamster Ovary Cells (CHO)	Y	██████████
Harmand, M.F.	6.6.2	2002-2012	Historical Controls	N	Laboratoire PAREVA
Harmand, M.F.	6.6.3	2002	In-vitro mammalian cell gene mutation test	Y	Laboratoire PAREVA
Ismael, N., Furr, J.R., Russell, A.D.	5.10	1987	Inhibitory and lethal effects of chlorhexidine and a polymeric biguanide on some strains of Providencia stuartii. Letters in Applied Microbiology, 1987, 5, p. 23 – 26. Non-GLP/Published Journal of Applied Bacteriology 1990, 69, p. 585 – 592. Non-GLP/Published.	N	Public
L'Haridon J.	7.1.1.2.1	2002b	PHMB P20 D: Determination of Ready Biodegradability Closed Bottle test (study 23441 ECS)	Y	Laboratoire PAREVA
Laboratoire PAREVA	8	2013	MATERIAL SAFETY DATA SHEET OF PHMB P20 D According to Annex I of Regulation 453/2010	Y	Laboratoire PAREVA
Laboratoire PAREVA	2.7	2011	PHMB from Laboratoire PAREVA: Summary of the available data	Y	Laboratoire PAREVA
Laboratoire PAREVA	2.7	2014	Answer to additional information: Point No. 1 Content in PHMB < 1000 Da	Y	Laboratoire PAREVA

Laboratoire PAREVA	2.7	2014	Answer to additional information: Point No. 2 Certified range values of active substance and impurities	Y	Laboratoire PAREVA
L'Haridon J.	7.4.1.4	2002	Activated Sludge, Respiration Inhibition Test	Y	Laboratoire PAREVA
Lonza	2.1	2012	MATERIAL SAFETY DATA SHEET OF LONZABAC™ PC	Y	Laboratoire PAREVA
Lonza	2.1	2012	MATERIAL SAFETY DATA SHEET OF LONZABAC™ BG	Y	Laboratoire PAREVA
Maher M.	3.11	2013	PHMB P100 Analysis – Relative Self-Ignition Temperature of a Solid According to EC Physico-Chemical Test A16	Y	Laboratoire PAREVA
Maher M.	3.4.3	2012	PHMB Batch Characterisation (Bx 111077)	Y	Laboratoire PAREVA
██████████	6.8.2_02	2015	PolyHexaMethylene Biguanide hydrochloride (PHMB): Two Generation Reproduction Toxicity Study by Oral route (Through Drinking Water) in Wistar Rats. Advinus Therapeutics Ltd., Study No. G8974.	Y	██████████
██████████	6.3.1_02	2014	PolyHexaMethylene Biguanide hydrochloride (PHMB): Combined Repeated Dose Toxicity Study with the Reproduction/Developmental Toxicity Screening Test by Oral Route (Through Drinking Water) in Wistar Rats. Advinus Therapeutics Ltd., Study No. G8973. 20 November 2014 (unpublished).	Y	██████████
██████████	6.4.1_02	2014	PolyHexaMethylene Biguanide hydrochloride (PHMB): Combined Repeated Dose Toxicity Study with the Reproduction/Developmental Toxicity Screening Test by Oral Route (Through Drinking Water) in Wistar Rats. Advinus Therapeutics Ltd., Study No. G8973. 20 November 2014 (unpublished).	Y	██████████

██████████	6.8.2_01	2014	PolyHexaMethylene Biguanide hydrochloride (PHMB): Combined Repeated Dose Toxicity Study with the Reproduction/Developmental Toxicity Screening Test by Oral Route (Through Drinking Water) in Wistar Rats. Advinus Therapeutics Ltd., Study No. G8973. 20 November 2014 (unpublished).	Y	██████████
██████████	6.7_04a	2014	Evaluation of Liver and Thyroid Proliferative Lesions from the Pareva PHMB P100 Two-Year Rat Study	Y	██████████
Ministère du redressement productif	4.2	2013	Certificat de conformité aux bonnes pratiques de laboratoire	Y	Laboratoire PAREVA
Morpeth F.	5.10	1993	Polyhexanide Revisited. SPC March 1993, p. 37 – 39. Non-GLP/Published Polyhexanide Revisited. SPC March 1993, p. 37 – 39. Non-GLP/Published Polyhexanide Revisited. SPC March 1993, p. 37 – 39. Non-GLP/Published	N	Public
██████████ ██████████ ██████████	6.7_04b	2014	Pathology Peer review & Expert Opinion Consensus of the "Combined Chronic Toxicity and Carcinogenicity Study with PHMB P100 in Wistar Rats"	Y	██████████
N/A	2.10	2015	EUSES files	Y	Laboratoire PAREVA
O'Connor B.J., Wolley S.M.	3.9	2007	PHMB P20D Poly(HexaMethylene Biguanide), hydrochloride: DETERMINATION OF NUCLEAR MAGNETIC RESONANCE SPECTRA AND PARTITION COEFFICIENT	Y	Laboratoire PAREVA
██████████	4.2	2014	Poly(HexaMethylene Biguanide), hydrochloride (PHMB): Analysis in rat faeces	Y	██████████

██████	4.2	2014	Poly(HexaMethylene Biguanide), hydrochloride (PHMB): Analysis in rat urines	Y	████████████████
Padel L.	4.2	2014	Poly(HexaMethylene Biguanide), hydrochloride (PHMB): analysis in serums.	Y	Laboratoire PAREVA
Pawsey B.	7.4.3.5.1	2015	PHMB: Toxicity to the Sediment-Dwelling Phase of the Midge Chironomus riparius	Y	Laboratoire PAREVA
██████	6.8.1_02	2010	Prenatal Developmental Toxicity study of PHMB [Poly (HexaMethyleneBiguanide), hydrochloride] in New Zealand White Rabbit	Y	████████████████
██████████████	6.7_02	2012	Certificate of Toxicological Evaluation regarding the Combined chronic Toxicity and Carcinogenicity study with PHMB P100 in Wistar Rat (OECD 453).	Y	████████████████
██████████████	6.5_02	2012	Certificate of Toxicological Evaluation regarding the Combined chronic Toxicity and Carcinogenicity study with PHMB P100 in Wistar Rat (OECD 453).	Y	████████████████
Quotient Bioresearch	7.4.2	2013	High Performance Liquid Chromatogram, Batch CFQ41501, Graph, 2013 03 20	Y	Laboratoire PAREVA
Quotient Bioresearch	7.4.2	2013	High Performance Liquid Chromatogram, Batch CFQ41501, Excel Spreadsheet list	Y	Laboratoire PAREVA
Quotient Bioresearch	7.4.2	2013	High Performance Liquid Chromatogram, Batch CFQ41501, Excel Spreadsheet list	Y	Laboratoire PAREVA
██████████████	6.7_01	2012	Combined Chronic Toxicity/Carcinogenicity Study with PHMB P100 in Wistar rats	Y	████████████████
██████████████	6.4.1_01	2012	Combined Chronic Toxicity/Carcinogenicity Study with PHMB P100 in Wistar rats.	Y	████████████████
██████████████	6.5_01	2012	Combined Chronic Toxicity/Carcinogenicity Study with PHMB P100 in Wistar rats.	Y	████████████████
██████	6.1.1	2011	Evaluation of acute oral toxicity in rats: Acute toxic class method.	Y	████████████████

██████████	6.1.4_01	2008	Skin irritation test in the rabbit	Y	██████████
Richeux F.	6.1.4_01	2008	Assessment of Acute Dermal Irritation - Study Plan	Y	Laboratoire PAREVA
██████████	6.1.4_02	2008	Eye irritation test in the rabbit	Y	██████████
██████████	6.1.5	2011	Assessment of sensitive properties on albino guinea pigs: Maximisation test according to Magnusson and Kligman	Y	██████████
Shamim, A.N	6.15.3	2003	RED Chapter: PHMB Dietary Exposure Assessments for the Reregistration Eligibility Decision (OPPTS 248.3000) USA, EPA review.	N	Published
Smeykal H.	3.1.1	2007a	PHMB P100 PC Batch No.: 5519 MELTING POINT (A.1.) OECD 102	Y	Laboratoire PAREVA
Smeykal H.	3.1.2	2007b	PHMB P100 PC Batch No.: 5519 BOILING POINT (A.2.) OECD 103	Y	Laboratoire PAREVA
Smeykal H.	3.10	2007	Thermal Stability (OECD 113) of PHMB P100 PC Batch N°5519	Y	Laboratoire PAREVA
Smeykal H.	3.2	2007c	PHMB P100 PC Batch No.: 5519 VAPOUR PRESSURE (A.4.) OECD 104	Y	Laboratoire PAREVA
Stabler D.	7.5.1.2	2007	Acute Toxicity of PHMB P20 D on Earthworms, Eisenia fetida Using an Artificial Soil Test	Y	Laboratoire PAREVA
██████████	6.3.2_01	2013	Preliminary Toxicity Study by Dermal Administration to Sprague-Dawley Rats for 2 Weeks; Huntingdon Life Sciences, Study number SSF0007, 18 December 2013	Y	██████████
██████████	6.3.2_02	2014	PHMB: Toxicity Study by Dermal Administration to Sprague-Dawley Rats for 4 Weeks; Huntingdon Life Sciences, Study number SSF0008, 27 March 2014	Y	██████████
██████████	6.3.1	2009	PHMB P100: 28-day drinking water administration toxicity study in Wistar Rats	Y	██████████
They F.	5.10	2009	Determination de l'activité bactericide de base selon la norme NF EN 1040 .	Y	Laboratoire PAREVA

Thery F.	5.10	2009	Evaluation de l'activité fongicide du produit « PHMB » selon la norme NF EN 1275 (Avril 2006) – Méthode par filtration sur membrane	Y	Laboratoire PAREVA
Thery F.	5.10	2009	Evaluation de l'activité fongicide du produit « PHMB » selon la méthodologie décrite dans la norme NF EN 1275 (Avril 2006)	Y	Laboratoire PAREVA
Thom M.	2.1	2007	Determination of PHMB (Poly(HexaMethyleneBiguanide), hydrochloride) in Five Batches of PHMB P20 D Eurofins-GAB GmbH Study code: 20071197/01-PC5B GLP/Unpublished	Y	Laboratoire PAREVA
Thom M.	2.3	2007	Determination of PHMB (Poly(HexaMethyleneBiguanide), hydrochloride) in Five Batches of PHMB P20 D Eurofins-GAB GmbH Study code: 20071197/01-PC5B GLP/Unpublished	Y	Laboratoire PAREVA
Thom M.	3.1.3	2007a	Relative density of PHMB P100 PC (Poly(HexaMethyleneBiguanide), hydrochloride)	Y	Laboratoire PAREVA
Thom M.	3.13	2007c	Surface Tension of PHMB P100 PC (Poly(HexaMethyleneBiguanide), hydrochloride)	Y	Laboratoire PAREVA
Thom M.	3.3.1	2007b	Physical State, Colour and Odour of PHMB P100 PC (Poly(HexaMethyleneBiguanide), hydrochloride)	Y	Laboratoire PAREVA
Thom M.	3.3.2	2007b	Physical State, Colour and Odour of PHMB P100 PC (Poly(HexaMethyleneBiguanide), hydrochloride)	Y	Laboratoire PAREVA
Thom M.	3.3.3	2007b	Physical State, Colour and Odour of PHMB P100 PC (Poly(HexaMethyleneBiguanide), hydrochloride)	Y	Laboratoire PAREVA
Thom M.	3.4.1	2008	UV/VIS Absorption Spectrum and Infrared Absorption-Spectrum of PHMB P100 PC (Poly(HexaMethyleneBiguanide), hydrochloride)	Y	Laboratoire PAREVA
Thom M.	3.4.2	2008	UV/VIS Absorption Spectrum and Infrared Absorption-Spectrum of PHMB P100 PC (Poly(HexaMethyleneBiguanide), hydrochloride)	Y	Laboratoire PAREVA

Thom M.	4.1	2007	Validation of Analytical Method for the determination of PHMB (Poly(HexaMethyleneBiguanide), hydrochloride) in drinking water "EOSIN Method", Eurofins-GAB GmbH Study code: 20071121/01-PCVE, GLP/Unpublished	Y	Laboratoire PAREVA
Thom M.	4.1	2007	Determination of PHMB (Poly(HexaMethyleneBiguanide), hydrochloride) in Five Batches of PHMB P20 D Eurofins-GAB GmbH Study code: 20071197/01-PC5B GLP/Unpublished	Y	Laboratoire PAREVA
THOR	2.1	2007	ACTICIDE® PHB 20 Product Information	Y	Laboratoire PAREVA
THOR GmbH	2.1	2007	Material Safety Data Sheet ACTICIDE PHB 20	Y	Laboratoire PAREVA
Tiedje M.H.	3.6	1995	Dissociation Constant(s) of PolyHexaMethylene Biguanide hydrochloride (PHMB)		MAREVA
Truslove N.	2.5.2	2011	PHMB 5-Batch Characterisation-FTIR Spectra	Y	Laboratoire PAREVA
Truslove N.	2.5.2	2011	5-Batch Analysis Proton NMR Spectra	Y	Laboratoire PAREVA
Truslove N.	2.5.2	2011	PHMB 5-Batch Characterisation-UV/Visible Spectra	Y	Laboratoire PAREVA
Truslove N.	3.4.3	2011	PHMB 5-Batch Characterisation - Proton NMR Spectra	Y	Laboratoire PAREVA
Ulbert O.	7.1.1.1.1	2013	PHMB: Determination of the Hydrolysis as a Function of pH (Preliminary Test)	Y	Laboratoire PAREVA
Walther D.	7.1.2.2.2	2013a	Poly HexaMethylene Biguanide, hydrochloride (PHMB): Route and Rate of Degradation of [14C]PHMB in Aerobic Aquatic Sediment Systems	Y	Laboratoire PAREVA
Walther D.	7.2.1	2013b	PolyHexaMethylene Biguanide (PHMB): degradation and metabolism in four soils of [14C]PHMB incubated under aerobic conditions	Y	Laboratoire PAREVA
Walther D.	7.2.2.1	2013b	PolyHexaMethylene Biguanide (PHMB): degradation and metabolism in four soils of [14C]PHMB incubated under aerobic conditions	Y	Laboratoire PAREVA

Wedemeyer N.	7.5.1.3	2008	Seedling Emergence Limit Test for Non-Target Plants Following one Application of PHMB on Six Species of Plants	Y	Laboratoire PAREVA
Wedemeyer N.	7.5.1.3	2008	Vegetative Vigour Limit Test for Non-Target Plants Following One Application of PHMB on Six Species of Plants	Y	Laboratoire PAREVA
Witte A.	3.4.4	2008	Developement of an analytical method for determination of PHMB in water and soil	Y	Laboratoire PAREVA
Witte A.	4.2	2008	Developement of an analytical method for determination of PHMB in water and soil	Y	Laboratoire PAREVA
	6.18_01	2004	POLYHEXAMETHYLENE BIGUANIDE (PHMB) RED DOCUMENT	N	Published
	6.18_02	2002	Polyhexamethylene biguanide (PHMB): Toxicology Disciplinary Chapter for the Reregistration Eligibility Decision Document	N	Published

List of studies for the reference product

Author	Section No	Year	Title	Data protection claimed	Owner of data
Amic S.	6.6_02	2013	Validation of an analytical method and Determination of PHMB in hand wash	Y	Laboratoire PAREVA
ANSES	6.6_03	2012	Up-date of completeness check for PT1	Y	Laboratoire PAREVA
AVANTOR	2.2	2012	MATERIAL SAFETY DATA SHEET - Hydrochloric acid	Y	AVANTOR Performance Materials, Inc.
CARON C.	3.7	1995	Long term stability of REVACIL	Y	Laboratoire PAREVA
CARRARA M	3.7	2014	Accelerated stability study at 54°C for 14 days on the test item PHMB P20D (polyhexamethylene biguanide, hydrochloride at 20%)	Y	Laboratoire PAREVA
Carrara S.	4.1	2014	Set up and validation of an HPLC/MS method for the identification and quantification of active ingredient polyhemathylene biguanide hydrochloride (PHMB) in the test item PHMB P20D (polyhexamethylene biguanide, hydrochloride at 20%)	Y	Laboratoire PAREVA
Cros D.	2.1	2013	Formulation composition statement	Y	Laboratoire PAREVA
Cros D.	2.2	2013	Formulation composition statement	Y	Laboratoire PAREVA
Cros D.	2.2	2013	MATERIAL SAFETY DATA SHEET OF SEPTI-HAND	Y	Laboratoire PAREVA
Cros D.	2.3	2013	Certificate of analysis	Y	Laboratoire PAREVA
Cros D.	3.1.1	2013	Certificate of analysis	Y	Laboratoire PAREVA
Cros D.	3.1.2	2013	Certificate of analysis	Y	Laboratoire PAREVA
Cros D.	3.1.3	2013	Certificate of analysis	Y	Laboratoire PAREVA
Cros D.	3.5	2013	Certificate of analysis	Y	Laboratoire PAREVA
Cros D.	3.7	2014	Long Term Stability of 20%-PHMB solutions.	Y	Laboratoire PAREVA

Cros D.	3.10	2013	Certificate of analysis	Y	Laboratoire PAREVA
Cros D.	6.6_04	2013	SEPTI-HAND, Aqueous solution for Hygienic Hand Washing, Technical Data Sheet	Y	Laboratoire PAREVA
Cros D..	3.6	2013	Certificate of analysis	Y	Laboratoire PAREVA
Curl M.G	3.2	2007	Expert statement on the explosive properties of poly(hexamethylene biguanide) hydrochloride PHMB Point 3.11	Y	Laboratoire PAREVA
Curl M.G	3.3	2007	Expert statement on the oxidising properties of poly(hexamethylene biguanide) hydrochloride PHMB Point 3.12	Y	Laboratoire PAREVA
Curl M.G.	3.4	2007	Expert statement on the flammability of poly(hexamethylenebiguanide) hydrochloride (PHMB) Point 3.9	Y	Laboratoire PAREVA
De Castro J.	3.7	2014	Accelerated Stability study for 1 week at 0°C on the test item PHMB P20D (PolyHexaMethylene Biguanide Hydrochloride at 20%)	Y	Laboratoire PAREVA
████████	6.1.3_01	2012	Acute Inhalation Toxicity Study (Nose-only) in the Rat according to OECD 403 guideline	Y	████████
Heeg P.	5.10	2001	Suitability of DERMANIOS SCRUB HF for hygienic handwash according to EN 1499	Y	Laboratoire Anios
L'Haridon J.	7.7.1.1_04	2002	PHMB P20 D: Activated sludge, respiration inhibition test	Y	Laboratoire Pareva
Laboratoire Anios	5.10	2008	DERMANIOS SCRUB HF Savon antiseptique	N	Laboratoire Anios
Laboratoire Anios	5.10	2011	Fiche de données de sécurité - DERMANIOS SCRUB HF	N	Laboratoire Anios
Laboratoire Eurofins	5.10	2013	Comparative bactericidal effectiveness for hygienic handwash on three formulations of PHMB 20, report No S-2013-0056 SAMiRev1	Y	Laboratoire PAREVA
Laboratoire PAREVA	3.5	2007	Analytical method - pH	Y	Laboratoire PAREVA

Laboratoire PAREVA	3.6	2007	Analytical method - density	Y	Laboratoire PAREVA
Laboratoire PAREVA	8	2013	MATERIAL SAFETY DATA SHEET OF SEPTI-HAND	Y	Laboratoire PAREVA
Lanata M.	3.7	2015	Shelf life stability study at 25°C/60°C RH for 24 months on the test item "PHMB P20D (Polyhexamethylene biguanide, hydrochloride at 20%)	Y	Laboratoire PAREVA
Lopez B.	6.4_01	2013	In vitro derma penetration of PHMB across human skin according to OECD 428 Guideline	Y	Laboratoire PAREVA
Martelle I.	7.7.1.1_01	2002a	Acute toxicity in freshwater fish (96 hours) – 0.1, 1 and 10 mg/L <i>Oncorhynchus mykiss</i>	Y	Laboratoire Pareva
Martelle I.	7.7.1.1_02	2002b	Acute toxicity in <i>Daphnia</i> 48 hours – 1, 10, 100 mg/L <i>Daphnia magna</i>	Y	Laboratoire Pareva
Mazzei N.	3.11	2014	Surface Tension on the sample PHMB P20 D(Poly(HexaMethyleneBiguanide), hydrochloride at 20%)	Y	Laboratoire PAREVA
Michaels B., Gangar V., Lin CM and Doyle M.	6.6_01	2003	Use limitations of alcoholic instant hand sanitizer as part of a food service hand hygiene program. Blackwell Publishing Ltd. 2003 Food Service Technology, 3, pp. 71-80	N	Published
Paradis B.	7.7.1.1_03	2002	Algal inhibition test (72 hours) – 0.01, 0.05, 0.1 mg/L <i>Selenastrum capricornutum</i>	Y	Laboratoire Pareva
██████████	6.1.1	2002	Assessment of acute oral toxicity in rats: Acute toxic class method.	Y	██████████
██████████	6.1.2	2002	Assessment of acute dermal toxicity in rats.	Y	██████████
Richeux F.	6.2_01	2002	Assessment of acute irritant/corrosive effect on the skin.	Y	Laboratoire PAREVA
Richeux F.	6.2_02	2002	Assessment of acute irritant/corrosive effect on the eyes.	Y	Laboratoire PAREVA
██████████	6.3_01	2002	Assessment of sensitising properties on albino guinea pig: Maximisation test according to Magnusson & Kligman	Y	██████████

Rondon C., Tiedje M.H.	3.7	1995	Corrosion Characteristics of Polyhexamethylene Biguanide Hydrochloride (PHMB)	Y	Laboratoire PAREVA
SIGMA-ALDRICH	2.2	2012	MATERIAL SAFETY DATA SHEET 6 Sodium bicarbonate	Y	SIGMA-ALDRICH
Stabler D.	7.8.4	2007	Acute toxicity of PHMB P20 D on Earthworms, Eisenia fetida Using an Artificial soil test	Y	Laboratoire Pareva
Syndicat National des Praticiens Hospitaliers Anesthésistes (SNPHAR-E)	6.6_05	2012	Temps de travail des médecins ce que tous les PH devraient savoir	N	Public
THERY F.	5.10	2011	Détermination de l'activité bactéricide de base du produit « PHMB P20 D » selon la norme NF EN 1040 (Avril 2006) - Conditions obligatoires -	Y	Laboratoire PAREVA
THERY F.	5.10	2011	Détermination de l'activité levuricide de base du produit « PHMB P20 D » selon la norme NF EN 1275 (Avril 2006) - Conditions obligatoires -	Y	Laboratoire PAREVA
THERY F.	5.10	2011	Détermination de l'activité bactéricide du produit « PHMB P20 D » selon la norme NF EN 1276 (Mars 2010) - Activité bactéricide pour usages généraux /- Désinfection des mains - - Conditions obligatoires -	Y	Laboratoire PAREVA
THERY F.	5.10	2012	Détermination de l'activité levuricide du produit « PHMB P20 D » selon la norme NF EN 1650 (Octobre 2008) - Activité bactéricide pour usages généraux - - Conditions obligatoires -	Y	Laboratoire PAREVA
THERY F.	5.10	2011	Détermination de l'activité bactéricide du produit «PHMB P20 D» selon la norme NF EN 13727 (Juillet 2004) - Activité bactéricide pour usages généraux et spécifiques - - Conditions obligatoires et additionnelles -	Y	Laboratoire PAREVA

Thom M.	3.7	2007	Storage Stability of PHMB P20 D (Poly(HexamethyleneBiguanide), hydrochloride) at 4°C for 7 days	Y	Laboratoire PAREVA
Thom M.	4.1	2007	Determination of PHMB (Poly(HexaMethyleneBiguanide), hydrochloride) in Five Batches of PHMB P20 D Eurofins-GAB GmbH Study code: 20071197/01-PC5B GLP/Unpublished	Y	Laboratoire PAREVA
Thom M.	4.1	2007	Validation of Analytical Method for the determination of PHMB in drinking water	Y	Laboratoire PAREVA
Tiedje M.H.	3.7	1995	Stability of Polyhexamethylene Biguanide Hydrochloride (PHMB)	Y	Laboratoire PAREVA
Tremain S.	3.4	2007	PHMB P20 D: POLY(HEXAMETHYLENE BIGUANIDE), HYDROCHLORIDE DETERMINATION OF AUTO-IGNITION TEMPERATURE (LIQUIDS and GASES)	Y	Laboratoire PAREVA
Wedemeyer N.	7.8.6	2008	Seedling Emergence Limit Test for Non - Target Plants Following One Application of PHMB on Six Species of Plants	Y	Laboratoire Pareva
Wedemeyer N.	7.8.6	2008	Vegetative Vigour Limit Test for Non - Target Plants Following One Application of PHMB on Six Species of Plants	Y	Laboratoire Pareva
Witte A.	4.2	2008	Development of an analytical method for determination of PHMB in water and soil	Y	Laboratoire PAREVA