



[REDACTED]	[REDACTED]
------------	------------

[REDACTED]

[REDACTED]	[REDACTED]
[REDACTED]	[REDACTED]
[REDACTED]	[REDACTED]
[REDACTED]	[REDACTED]
[REDACTED]	[REDACTED]
[REDACTED]	[REDACTED]

[REDACTED]

[REDACTED]	[REDACTED]	[REDACTED]
[REDACTED]	[REDACTED]	[REDACTED]
[REDACTED]	[REDACTED]	[REDACTED]

**7.5.3.3 Effects on reproduction of birds**

**Section A7.5.3.3/01 Effects on reproduction of birds**  
**Annex Point IIIA XIII**  
**1.3**

**1 Reference**

**1.1 Reference**

[REDACTED]

**1.2 Data protection**

Yes

1.2.1 Data owner

Sumitomo Chemical Company Ltd.

1.2.2

-

1.2.3 Criteria for data protection

Data submitted to the MS after 13 May 2000 on existing a.s. for the purpose of its entry into Annex I

**2 Guidelines and Quality Assurance**

**2.1 Guideline study**

Yes. US EPA Pesticide Assessment Guidelines §71-4

**2.2 GLP**

[REDACTED]

Official use only




4.1.2 Number/ percentage of animals showing adverse effects Not applicable

4.1.3 Nature of adverse effects Not applicable

**4.2 Results test substance**


4.2.1 Applied concentrations 120, 360 and 600 ppm in food.

4.2.2 Effect data (Mortality and reproductivity)



The table for 4.2.2 is almost entirely redacted with black bars. Only a few small black squares are visible in the lower half of the table, suggesting a grid structure with multiple columns and rows. The redaction covers the majority of the data points.

4.2.3 Body weight



The table for 4.2.3 is almost entirely redacted with black bars. Only a few small black squares are visible in the lower half of the table, suggesting a grid structure with multiple columns and rows. The redaction covers the majority of the data points.

4.2.4 Food consumption



The table for 4.2.4 is almost entirely redacted with black bars. Only a few small black squares are visible in the lower half of the table, suggesting a grid structure with multiple columns and rows. The redaction covers the majority of the data points.

[REDACTED]

[REDACTED]

[REDACTED]

4.2.5 Results of residue analysis

[REDACTED]

4.2.6 Other effects

[REDACTED]

[REDACTED]

**4.3 Results of controls**

4.3.1 Number/ percentage of animals showing adverse effects

None

4.3.2 Nature of adverse effects

None

**5 Applicant's Summary and conclusion**

**5.1 Materials and methods**

This study was conducted following US EPA Pesticide Assessment Guidelines §71-4. [REDACTED]

**5.2 Results and discussion**

[REDACTED] No treatment related mortality was seen in any of the treatment groups

5.2.1 NOEC

600 ppm

**5.3 Conclusion**


The validity criteria [REDACTED] can be considered as fulfilled. The no observed effect concentration of 600 ppm indicates Sumilarv [REDACTED] is not toxic to mallard ducks

5.3.1 Reliability

1

5.3.2 Deficiencies

No



<b>Evaluation by Competent Authorities</b>	
Use separate "evaluation boxes" to provide transparency as to the comments and views submitted	
<b>Evaluation by Rapporteur Member State</b>	
[REDACTED]	[REDACTED]
[REDACTED]	[REDACTED]
[REDACTED]	[REDACTED]
[REDACTED]	[REDACTED]
[REDACTED]	[REDACTED]
[REDACTED]	[REDACTED]
[REDACTED]	[REDACTED]
[REDACTED]	[REDACTED]
[REDACTED]	[REDACTED]
[REDACTED]	[REDACTED]

<b>Comments from ...</b>
Date
Materials and Methods
Results and discussion
Conclusion
Reliability
Acceptability
Remarks





















[REDACTED]

[REDACTED]	[REDACTED]
[REDACTED]	[REDACTED]
[REDACTED]	[REDACTED]

[REDACTED]	[REDACTED]
[REDACTED]	[REDACTED]
[REDACTED]	[REDACTED] [REDACTED]









**Section A7.5.3.3/02 Effects on reproduction of birds**  
**Annex Point IIIA XIII**  
**1.3**

Official  
use only

**1 Reference**

**1.1 Reference**

[Redacted]

**1.2 Data protection**

Yes

1.2.1 Data owner

Sumitomo Chemical Company Ltd.

1.2.2

-

1.2.3 Criteria for data protection

Data submitted to the MS after 13 May 2000 on existing a.s. for the purpose of its entry into Annex I

**2 Guidelines and Quality Assurance**

**2.1 Guideline study**

Yes. US EPA Pesticide Assessment Guidelines §71-4

**2.2 GLP**

[Redacted]

**2.3 Deviations**

[Redacted]

**3 Method**

**3.1 Test material**

[Redacted]

3.1.1 Lot/Batch number

[Redacted]

3.1.2 Specification

[Redacted]

3.1.3 Purity

[Redacted]

3.1.4 Composition of Product

[Redacted]

3.1.5 Further relevant properties

[Redacted]

3.1.6 Method of analysis

[Redacted]

**3.2 Administration of the test substance**

[Redacted]

**3.3 Testing procedure**

3.3.1 Test organisms

[Redacted]

3.3.2 Test system

[Redacted]

3.3.3 Diet

[Redacted]

- 3.3.4 Test conditions [REDACTED]
- 3.3.5 Duration of the test 22 weeks
- 3.3.6 Test parameter Parameters observed were; Adult body weight, Adult feed consumption, Eggs laid of maximum laid, Eggs cracked of eggs laid, Viable embryos of eggs set, Live 3-week embryos of viable embryos, Hatchlings of 3-week embryos, 14-day old survivors of hatchlings, Hatchlings of eggs set, 14 day old survivors of eggs set, Hatchlings of maximum set, 14-day old survivors of maximum set, Egg shell thickness, Offspring's body weight
- 3.3.7 Examination / Observation [REDACTED]
- 3.3.8 Statistics [REDACTED]

#### 4 Results

**4.1 Limit Test / Range finding test** Not performed

4.1.1 Concentration Not applicable

4.1.2 Number/ percentage of animals showing adverse effects Not applicable


4.1.3 Nature of adverse effects Not applicable

**4.2 Results test substance** Non-entry field


4.2.1 Applied concentrations 0, 120, 360 and 600 ppm in food

4.2.2 Effect data (Mortality and reproductivity) [REDACTED]

4.2.3 Body weight



The table for '4.2.3 Body weight' is almost entirely redacted with black bars. Only a grid of small black squares is visible, suggesting a data table with multiple rows and columns. The redaction covers the majority of the content, leaving only the header and a few data points visible.



A small table with approximately 5 columns and 3 rows, mostly redacted with black bars. Only a few small black squares are visible in the data cells.

4.2.4 Food consumption



The table for '4.2.4 Food consumption' is almost entirely redacted with black bars. Only the header row is visible, showing five columns. The data rows are completely obscured by vertical black bars.



4.2.5 Results of residue analysis

4.2.6 Other effects

### 4.3 Results of controls

4.3.1 Number/ percentage of animals showing adverse effects      No adverse effect seen

4.3.2 Nature of adverse effects      Not applicable

## 5 Applicant's Summary and conclusion

5.1 Materials and methods

This study was conducted following US EPA Pesticide Assessment Guidelines §71-4.

5.2 Results and discussion

No treatment related mortality was seen in any of the treatment groups

5.2.1 NOEC












600 ppm

5.3 Conclusion












The validity criteria can be considered as fulfilled. The no observed effect concentration of 600 ppm indicates Sumilary is not toxic to northern bobwhite

5.3.1 Reliability

5.3.2 Deficiencies




















<b>Evaluation by Competent Authorities</b>	
Use separate "evaluation boxes" to provide transparency as to the comments and views submitted	
<b>Evaluation by Rapporteur Member State</b>	
	
	
	
	
	
	
	
<b>Comments from ...</b>	
Date	
Materials and Methods	
Results and discussion	
Conclusion	
Reliability	
Acceptability	
Remarks	











## 7.5.4 Effects on Honeybees

### 7.5.4.1 Acute toxicity to honey bees and other beneficial arthropods for example predators

A7.5.4.1/01

#### Honey Bee, acute toxicity test

##### 1 Reference

###### 1.1 Reference

[REDACTED]

###### 1.2 Data protection

Yes

###### 1.2.1 Data owner

Sumitomo Chemical Company Ltd.

###### 1.2.3 Criteria for data protection

Data submitted to the MS after 13 May 2000 on existing a.s. for the purpose of its entry into Annex I

##### 2 Guidelines and Quality Assurance

###### 2.1 Guideline study

Yes

EPPO Guideline Number: 170 (1992)  
OECD Guidelines 213/214

###### 2.2 GLP

[REDACTED]

###### 2.3 Deviations

[REDACTED]

##### 3 Method

###### 3.1 Test material

[REDACTED]

###### 3.1.1 Lot/Batch number

[REDACTED]

###### 3.1.2 Specification

[REDACTED]

###### 3.1.3 Purity

[REDACTED]

###### 3.1.4 Composition of Product

[REDACTED]

###### 3.1.5 Further relevant properties

[REDACTED]

###### 3.1.6 Method of analysis

[REDACTED]

###### 3.2 Reference substance

Yes, Dimethoate

###### 3.2.1 Method of analysis for

[REDACTED]

Official  
use only

reference substance

### 3.3 Testing procedure

3.3.1 Preparation of the test substance

[REDACTED]

3.3.2 Application of the test substance

[REDACTED]

[REDACTED]

3.3.3 Test organisms

[REDACTED]

3.3.4 Test system

[REDACTED]

3.3.5 Test conditions

[REDACTED]

3.3.6 Test duration

48 hours

3.3.7 Test parameter

Mortality

3.3.8 Examination

Observations made at 4, 24 and 48 hours

3.3.9 Monitoring of test substance concentration

[REDACTED]

3.3.10 Statistics

[REDACTED]

## 4 Results

### 4.1.1 Limit Test / Range finding test

Performed

4.1.1 Concentration

[REDACTED]

4.1.2 Number/ percentage of animals showing adverse effects

[REDACTED]

	10.0	5
4.1.3 Nature of adverse effects	[Redacted]	
<b>4.2 Results test substance</b>	[Redacted]	
4.2.1 Applied concentrations	[Redacted]	
4.2.2 Effect data (Mortality)	[Redacted]	
	[Redacted]	
	[Redacted]	
	[Redacted]	
	[Redacted]	
	[Redacted]	
	[Redacted]	
	[Redacted]	
4.2.3 Concentration / effect curve	[Redacted]	
4.2.4 Other effects	[Redacted]	
<b>4.3 Results of controls</b>	[Redacted]	
4.3.1 Mortality	[Redacted]	
	[Redacted]	
4.3.2 Number/ percentage of Bees showing adverse effects	[Redacted]	
4.3.3 Nature of adverse effects	[Redacted]	
<b>4.4 Test with reference substance</b>	Performed	

4.4.1 Concentrations

[REDACTED]

4.4.2 Results

[REDACTED]

## 5 Applicant's Summary and conclusion

### 5.1 Materials and methods

The acute contact and oral toxicity tests for Honeybees with pyriproxyfen were conducted in accordance with EPPO Guideline Number 170 and OECD Guidelines 213/214

In the contact test a single 1µl dose was applied to honey bees and the bees were observed for signs of mortality and toxicity for 48 hours.

In the oral test honeybees were exposed to pyriproxyfen in sucrose solution and observed for signs of mortality and toxicity for 48 hours

### 5.2 Results and discussion

The 48-hour mortalities were low at the all levels tested. As the maximum required dose tested is 100 µg a.i./bee the 48 hour LD<sub>50</sub> was empirically estimated to be greater than 100 µg a.i./bee

5.2.1 LC<sub>0</sub>

Not applicable

5.2.2 LC<sub>50</sub>

>100 µg a.i./bee

5.2.3 LC<sub>100</sub>

Not applicable

### 5.3 Conclusion

This study met the validity criteria of OECD guideline 213 and 214

[REDACTED]

5.3.1 Other Conclusions

5.3.2 Reliability

■

5.3.3 Deficiencies

■

### Evaluation by Competent Authorities

Use separate "evaluation boxes" to provide transparency as to the comments and views submitted

### Evaluation by Rapporteur Member State

[REDACTED]	[REDACTED]
[REDACTED]	■
[REDACTED]	■
[REDACTED]	[REDACTED] [REDACTED] [REDACTED]
[REDACTED]	■
[REDACTED]	[REDACTED]



[REDACTED]	[REDACTED]
[REDACTED]	[REDACTED]

**Comments from ...**

**Date**

**Materials and Methods**

**Results and discussion**

**Conclusion**

**Reliability**

**Acceptability**

**Remarks**

[REDACTED]

[REDACTED]	[REDACTED]
[REDACTED]	[REDACTED]
[REDACTED]	[REDACTED]
[REDACTED]	[REDACTED]

[REDACTED]

[REDACTED]	[REDACTED]
[REDACTED]	[REDACTED]
[REDACTED]	[REDACTED]
[REDACTED]	[REDACTED]
[REDACTED]	[REDACTED]

	[REDACTED]
	[REDACTED]

[REDACTED]

[REDACTED]	[REDACTED]
[REDACTED]	[REDACTED]
[REDACTED]	[REDACTED]
[REDACTED]	[REDACTED]
[REDACTED]	[REDACTED]
[REDACTED]	[REDACTED]
[REDACTED]	[REDACTED]
[REDACTED]	[REDACTED]
[REDACTED]	[REDACTED]
[REDACTED]	[REDACTED]

[REDACTED]

[REDACTED]	[REDACTED]
[REDACTED]	[REDACTED]
[REDACTED]	[REDACTED]
[REDACTED]	[REDACTED]

[REDACTED]			
[REDACTED]	[REDACTED]		
	[REDACTED]	[REDACTED]	[REDACTED]
[REDACTED]	[REDACTED]	[REDACTED]	[REDACTED]
[REDACTED]	[REDACTED]	[REDACTED]	[REDACTED]
[REDACTED]	[REDACTED]	[REDACTED]	[REDACTED]
[REDACTED]	[REDACTED]	[REDACTED]	[REDACTED]
[REDACTED]	[REDACTED]	[REDACTED]	[REDACTED]
[REDACTED]	[REDACTED]	[REDACTED]	[REDACTED]
[REDACTED]	[REDACTED]	[REDACTED]	[REDACTED]
[REDACTED]			
[REDACTED]	[REDACTED]	[REDACTED]	[REDACTED]
[REDACTED]	[REDACTED]	[REDACTED]	[REDACTED]
[REDACTED]	[REDACTED]	[REDACTED]	[REDACTED]

[REDACTED]			
[REDACTED]	[REDACTED]		
	[REDACTED]	[REDACTED]	[REDACTED]
[REDACTED]	[REDACTED]	[REDACTED]	[REDACTED]
[REDACTED]	[REDACTED]	[REDACTED]	[REDACTED]
[REDACTED]	[REDACTED]	[REDACTED]	[REDACTED]
[REDACTED]	[REDACTED]	[REDACTED]	[REDACTED]
[REDACTED]	[REDACTED]	[REDACTED]	[REDACTED]
[REDACTED]	[REDACTED]	[REDACTED]	[REDACTED]
[REDACTED]	[REDACTED]	[REDACTED]	[REDACTED]
[REDACTED]	[REDACTED]	[REDACTED]	[REDACTED]
[REDACTED]			
[REDACTED]	[REDACTED]	[REDACTED]	[REDACTED]
[REDACTED]	[REDACTED]	[REDACTED]	[REDACTED]
[REDACTED]	[REDACTED]	[REDACTED]	[REDACTED]



3.2.1 Method of analysis for reference substance [REDACTED]

### 3.3 Testing procedure

3.3.1 Preparation of the test substance [REDACTED]

3.3.2 Application of the test substance [REDACTED]

3.3.3 Test organisms [REDACTED]

3.3.4 Test system [REDACTED]

3.3.5 Test conditions [REDACTED]

3.3.6 Test duration 96 hours

3.3.7 Test parameter Mortality

3.3.8 Examination Observations made at 24, 48, 72 and 96 hours

3.3.9 Monitoring of test substance concentration [REDACTED]

3.3.10 Statistics [REDACTED]

## 4 Results

**4.1.1 Limit Test / Range finding test** Not performed

4.1.1 Concentration Not applicable

4.1.2 Number/ percentage of animals showing adverse effects Not applicable

4.1.3 Nature of adverse effects Not applicable

### 4.2 Results test substance

4.2.1 Applied concentrations 0 and 100 µg a.i./bee

4.2.2 Effect data (Mortality) [REDACTED]

4.2.3 Concentration / effect curve

[REDACTED]

4.2.4 Other effects

[REDACTED]

#### 4.3 Results of controls

4.3.1 Mortality

[REDACTED]

4.3.2 Number/ percentage of Bees showing adverse effects

[REDACTED]

4.3.3 Nature of adverse effects

[REDACTED]

#### 4.4 Test with reference substance

[REDACTED]

4.4.1 Concentrations

[REDACTED]

4.4.2 Results

[REDACTED]

### 5 Applicant's Summary and conclusion

#### 5.1 Materials and methods

The bee adult toxicity dusting test was performed according to the BATDT (Bee Adult Toxicity Dusting Test) method.

[REDACTED]

#### 5.2 Results and discussion

No treatment-related mortality was observed at a dose level of 100 µg a.s./bee

5.2.1 LC<sub>0</sub>

Not applicable

5.2.2 LC<sub>50</sub>

>100 µg a.i./bee

5.2.3 LC<sub>100</sub>

Not applicable

#### 5.3 Conclusion

This study was performed to the BATDT (Bee Adult Toxicity Dusting Test) method. A toxic standard was not used simultaneously with this test. However the reported LD<sub>50</sub> for Dimethoate using this method is 0.188µg a.i./bee

5.3.1 Other Conclusions

None



[REDACTED]

[REDACTED]	[REDACTED]
[REDACTED]	[REDACTED] [REDACTED]
[REDACTED]	[REDACTED]
[REDACTED]	[REDACTED]

[REDACTED]

[REDACTED]	[REDACTED]
[REDACTED]	[REDACTED]
[REDACTED]	[REDACTED]
[REDACTED]	[REDACTED] [REDACTED]
[REDACTED]	[REDACTED] [REDACTED]

[REDACTED]

[REDACTED]	[REDACTED]
[REDACTED]	[REDACTED] [REDACTED]
[REDACTED]	[REDACTED]
[REDACTED]	[REDACTED]
[REDACTED]	[REDACTED]
[REDACTED]	[REDACTED]



[REDACTED]	[REDACTED]
[REDACTED]	[REDACTED]

[REDACTED]

[REDACTED]	[REDACTED]
[REDACTED]	[REDACTED]
[REDACTED]	[REDACTED]
[REDACTED]	[REDACTED]

[REDACTED]

[REDACTED]	[REDACTED]	[REDACTED]			
		[REDACTED]	[REDACTED]	[REDACTED]	[REDACTED]
[REDACTED]					
[REDACTED]	[REDACTED]	[REDACTED]	[REDACTED]	[REDACTED]	[REDACTED]
[REDACTED]	[REDACTED]	[REDACTED]	[REDACTED]	[REDACTED]	[REDACTED]
[REDACTED]					
[REDACTED]	[REDACTED]	[REDACTED]	[REDACTED]	[REDACTED]	[REDACTED]
[REDACTED]	[REDACTED]	[REDACTED]	[REDACTED]	[REDACTED]	[REDACTED]
[REDACTED]					
[REDACTED]	[REDACTED]	[REDACTED]	[REDACTED]	[REDACTED]	[REDACTED]
[REDACTED]	[REDACTED]	[REDACTED]	[REDACTED]	[REDACTED]	[REDACTED]

[REDACTED]

[REDACTED]	[REDACTED]	[REDACTED]
[REDACTED]	[REDACTED]	[REDACTED]
[REDACTED]	[REDACTED]	[REDACTED]

**A7.5.4.1/03**

**Honey Bee, Brood development test**

Official  
use only

**1 Reference**

**1.1 Reference**

[REDACTED] 1992) [REDACTED]  
[REDACTED]

**1.2 Data protection**

Yes

1.2.1 Data owner

Sumitomo Chemical Company Ltd.

1.2.3 Criteria for data protection

Data submitted to the MS after 13 May 2000 on existing a.s. for the purpose of its entry into Annex I

**2 Guidelines and Quality Assurance**

**2.1 Guideline study**

No. In house method

**2.2 GLP**

[REDACTED]

**2.3 Deviations**

**3 Method**

**3.1 Test material**

[REDACTED]

3.1.1 Lot/Batch number

[REDACTED]

3.1.2 Specification

[REDACTED]

3.1.3 Purity

[REDACTED]

3.1.4 Composition of Product

3.1.5 Further relevant properties

[REDACTED]

3.1.6 Method of analysis

[REDACTED]

**3.2 Reference substance**

Yes, fenoxycarb, cyromazine and teflubenzuron

3.2.1 Method of analysis for reference substance

[REDACTED]

**3.3 Testing procedure**

3.3.1 Preparation of the test substance

[REDACTED]

3.3.2 Application of the test substance

[REDACTED]

3.3.3 Test organisms [REDACTED]

3.3.4 Test system [REDACTED]

3.3.5 Test conditions [REDACTED]

3.3.6 Test duration 30 days

3.3.7 Test parameter Brood development

3.3.8 Examination [REDACTED]

3.3.9 Monitoring of test substance concentration [REDACTED]

3.3.10 Statistics [REDACTED]

#### 4 Results

**4.1 1 Limit Test / Range finding test** Not performed

4.1.1 Concentration Not applicable

4.1.2 Number/ percentage of animals showing adverse effects Not applicable

4.1.3 Nature of adverse effects Not applicable

#### 4.2 Results test substance

4.2.1 Applied concentrations 0, 0.2, 2.0 and 20 ppm a.i. in sucrose solution.

4.2.2 Effect data (Mortality) [REDACTED]

[REDACTED]

4.2.3 Concentration / effect curve [REDACTED]

4.2.4 Other effects [REDACTED]

[Redacted text block]

[Redacted text block]

[Redacted text block]

[Redacted text block]

**4.3 Results of controls**

4.3.1 Mortality [Redacted]

4.3.2 Number/ percentage of Bees showing adverse effects [Redacted]

4.3.3 Nature of adverse effects [Redacted]

**4.4 Test with reference substance**

4.4.1 Concentrations [Redacted]

4.4.2 Results [Redacted]

[Redacted text block]

**5 Applicant's Summary and conclusion**

5.1 Materials and methods [Redacted]





**Comments from ...**

**Date**

**Materials and Methods**

**Results and discussion**

**Conclusion**

**Reliability**

**Acceptability**

**Remarks**

**[Redacted Section Header]**

[Redacted]	[Redacted]
[Redacted]	[Redacted]
[Redacted]	[Redacted]
[Redacted]	[Redacted]

**[Redacted Section Header]**

[Redacted]	[Redacted]
[Redacted]	[Redacted]
[Redacted]	[Redacted]
[Redacted]	[Redacted]
[Redacted]	[Redacted]

[REDACTED]

[REDACTED]	[REDACTED]
[REDACTED]	[REDACTED]
[REDACTED]	[REDACTED]
[REDACTED]	[REDACTED]
[REDACTED]	[REDACTED]
[REDACTED]	[REDACTED]
[REDACTED]	[REDACTED]
[REDACTED]	[REDACTED]
[REDACTED]	[REDACTED]

[REDACTED]

[REDACTED]	[REDACTED]
[REDACTED]	[REDACTED]
[REDACTED]	[REDACTED]
[REDACTED]	[REDACTED]







1.2.3 Criteria for data protection Data submitted to the MS after 13 May 2000 on existing a.s. for the purpose of its entry into Annex I

## 2 Guidelines and Quality Assurance

2.1 Guideline study No. In house method

2.2 GLP [REDACTED]

2.3 Deviations [REDACTED]

## 3 Method

3.1 Test material [REDACTED]

3.1.1 Lot/Batch number [REDACTED]

3.1.2 Specification [REDACTED]

3.1.3 Purity [REDACTED]

3.1.4 Composition of Product [REDACTED]

3.1.5 Further relevant properties [REDACTED]

3.1.6 Method of analysis [REDACTED]

3.2 Reference substance [REDACTED]

3.2.1 Method of analysis for reference substance [REDACTED]

3.3 Testing procedure

3.3.1 Preparation of the test substance [REDACTED]

3.3.2 Application of the test substance [REDACTED]

3.3.3 Test organisms [REDACTED]

3.3.4 Test system [REDACTED]

3.3.5 Test conditions [REDACTED]

3.3.6 Test duration 30 days

3.3.7 Test parameter Brood development

3.3.8 Examination [REDACTED]

3.3.9 Monitoring of test substance concentration

3.3.10 Statistics

Not performed

#### 4 Results

**4.1.1 Limit Test / Range finding test**

Not performed

4.1.1 Concentration

Not applicable

4.1.2 Number/ percentage of animals showing adverse effects

Not applicable

4.1.3 Nature of adverse effects

None reported

#### 4.2 Results test substance

4.2.1 Applied concentrations 1, 5 and 25 ppm a.i.

4.2.2 Effect data (Mortality) Not applicable

4.2.3 Concentration / effect curve Not reported

4.2.4 Other effects

[REDACTED]

[REDACTED]

[REDACTED]

[Redacted]

[Redacted]

[Redacted]

**4.3 Results of controls**

4.3.1 Mortality

[Redacted]

4.3.2 Number/ percentage of Bees showing adverse effects

[Redacted]

4.3.3 Nature of adverse effects

Not applicable

**4.4 Test with reference substance**

Not Performed

4.4.1 Concentrations

Not applicable

4.4.2 Results

Not applicable

**5 Applicant's Summary and conclusion**

**5.1 Materials and methods**

[Redacted]

**5.2 Results and discussion**

[Redacted]

5.2.1 NOAEC 25 ppm

**5.3 Conclusion** No adverse effects were observed on honey bee colonies when fed artificial pollen containing up to 25 ppm pyriproxyfen. It was suggested that this could be due to low transport of the test materials from the worker bees to the brood and/or high biodegradability of the test material

5.3.1 Other Conclusions None

5.3.2 Reliability

5.3.3 Deficiencies

**Evaluation by Competent Authorities**

Use separate "evaluation boxes" to provide transparency as to the comments and views submitted

**Evaluation by Rapporteur Member State**

[Redacted content]

**Comments from ...**

- Date
- Materials and Methods
- Results and discussion
- Conclusion
- Reliability



**[REDACTED]**

<b>[REDACTED]</b>	<b>[REDACTED]</b>
<b>[REDACTED]</b>	<b>[REDACTED]</b>
<b>[REDACTED]</b>	<b>[REDACTED]</b>
<b>[REDACTED]</b>	<b>[REDACTED]</b>

**[REDACTED]**

<b>[REDACTED]</b>	<b>[REDACTED]</b>								
	<b>[REDACTED]</b>			<b>[REDACTED]</b>			<b>[REDACTED]</b>		
	<b>[REDACTED]</b>	<b>[REDACTED]</b>	<b>[REDACTED]</b>	<b>[REDACTED]</b>	<b>[REDACTED]</b>	<b>[REDACTED]</b>	<b>[REDACTED]</b>	<b>[REDACTED]</b>	<b>[REDACTED]</b>
<b>[REDACTED]</b>	<b>[REDACTED]</b>	<b>[REDACTED]</b>		<b>[REDACTED]</b>	<b>[REDACTED]</b>		<b>[REDACTED]</b>	<b>[REDACTED]</b>	
<b>[REDACTED]</b>	<b>[REDACTED]</b>	<b>[REDACTED]</b>		<b>[REDACTED]</b>	<b>[REDACTED]</b>		<b>[REDACTED]</b>	<b>[REDACTED]</b>	
<b>[REDACTED]</b>	<b>[REDACTED]</b>	<b>[REDACTED]</b>		<b>[REDACTED]</b>	<b>[REDACTED]</b>		<b>[REDACTED]</b>	<b>[REDACTED]</b>	
<b>[REDACTED]</b>	<b>[REDACTED]</b>	<b>[REDACTED]</b>		<b>[REDACTED]</b>	<b>[REDACTED]</b>		<b>[REDACTED]</b>	<b>[REDACTED]</b>	
<b>[REDACTED]</b>	<b>[REDACTED]</b>	<b>[REDACTED]</b>		<b>[REDACTED]</b>	<b>[REDACTED]</b>		<b>[REDACTED]</b>	<b>[REDACTED]</b>	
<b>[REDACTED]</b>	<b>[REDACTED]</b>	<b>[REDACTED]</b>	<b>[REDACTED]</b>	<b>[REDACTED]</b>	<b>[REDACTED]</b>	<b>[REDACTED]</b>	<b>[REDACTED]</b>	<b>[REDACTED]</b>	<b>[REDACTED]</b>
<b>[REDACTED]</b>	<b>[REDACTED]</b>			<b>[REDACTED]</b>			<b>[REDACTED]</b>		
<b>[REDACTED]</b>	<b>[REDACTED]</b>			<b>[REDACTED]</b>			<b>[REDACTED]</b>		

**[REDACTED]**  
**[REDACTED]**  
**[REDACTED]**  
**[REDACTED]**

[REDACTED]

[REDACTED]	[REDACTED]									
	[REDACTED]		[REDACTED]		[REDACTED]		[REDACTED]		[REDACTED]	
	[REDACTED]	[REDACTED]	[REDACTED]	[REDACTED]	[REDACTED]	[REDACTED]	[REDACTED]	[REDACTED]	[REDACTED]	[REDACTED]
[REDACTED]	[REDACTED]	[REDACTED]	[REDACTED]	[REDACTED]	[REDACTED]	[REDACTED]	[REDACTED]	[REDACTED]	[REDACTED]	[REDACTED]
[REDACTED]	[REDACTED]	[REDACTED]	[REDACTED]	[REDACTED]	[REDACTED]	[REDACTED]	[REDACTED]	[REDACTED]	[REDACTED]	[REDACTED]
[REDACTED]	[REDACTED]	[REDACTED]	[REDACTED]	[REDACTED]	[REDACTED]	[REDACTED]	[REDACTED]	[REDACTED]	[REDACTED]	[REDACTED]

[REDACTED]

[REDACTED]

[REDACTED]	[REDACTED]	[REDACTED]		[REDACTED]
		[REDACTED]	[REDACTED] solution (ml)	
[REDACTED]	[REDACTED]	[REDACTED]	[REDACTED]	[REDACTED]
	[REDACTED]	[REDACTED]	[REDACTED]	
	[REDACTED]	[REDACTED]	[REDACTED]	
[REDACTED]	[REDACTED]	[REDACTED]	[REDACTED]	[REDACTED]
	[REDACTED]	[REDACTED]	[REDACTED]	
	[REDACTED]	[REDACTED]	[REDACTED]	
[REDACTED]	[REDACTED]	[REDACTED]	[REDACTED]	[REDACTED]
	[REDACTED]	[REDACTED]	[REDACTED]	
	[REDACTED]	[REDACTED]	[REDACTED]	





unit: ppm

[REDACTED]

**A7.5.4.1/05**

**Non Target Arthropod, acute toxicity and reproduction test**

**1 Reference**

Official use only

**1.1 Reference**

[REDACTED]

**1.2 Data protection**

Yes

1.2.1 Data owner

Sumitomo Chemical Company Ltd.

1.2.3 Criteria for data protection

Data submitted to the MS after 13 May 2000 on existing a.s. for the purpose of its entry into Annex I

**2 Guidelines and Quality Assurance**

**2.1 Guideline study**

Yes

[REDACTED]

**2.2 GLP**

Yes

**2.3 Deviations**

**3 Method**

**3.1 Test material**

[REDACTED]

3.1.1 Lot/Batch number

[REDACTED]

3.1.2 Specification

[REDACTED]

3.1.3 Purity	[REDACTED]
3.1.4 Composition of Product	[REDACTED]
3.1.5 Further relevant properties	[REDACTED]
3.1.6 Method of analysis	[REDACTED]
<b>3.2 Reference substance</b>	Yes, Perfektion (Dimethoate)
3.2.1 Method of analysis for reference substance	Not reported
<b>3.3 Testing procedure</b>	
3.3.1 Preparation of the test substance	[REDACTED]
3.3.2 Application of the test substance	[REDACTED]
3.3.3 Test organisms	[REDACTED]
3.3.4 Test system	[REDACTED]
3.3.5 Test conditions	[REDACTED]
3.3.6 Test duration	Exposure phase 48 hours. Wasps were transferred for the fecundity test for a parasitisation period for 24 hours after which the surviving wasps were removed from the cylinder. After 10 days the number of aphid mummies was recorded
3.3.7 Test parameter	Mortality and reproduction
3.3.8 Examination	Exposure phase: 2, 24 and 48 hours  Reproduction phase: Number of living, dead and missing parasitoids recorded at 24 hours. After ten days the wasps were removed from the units, the number of parasitized aphids was assessed
3.3.9 Monitoring of test substance concentration	[REDACTED]
3.3.10 Statistics	[REDACTED]

## 4 Results

**4.1 1 Limit Test / Range finding test** Performed



4.3.2 Number/ percentage of animals showing adverse effects	[REDACTED]
4.3.3 Nature of adverse effects	[REDACTED]
<b>4.4 Test with reference substance</b>	[REDACTED]
4.4.1 Concentrations	[REDACTED]
4.4.2 Results	[REDACTED]

**5 Applicant's Summary and conclusion**

**5.1 Materials and methods** The Mortality and reproductive behaviour of *Aphidius rhopalosiphi* were recorded following 48 hour exposure to [REDACTED] Following exposure, fecundity was assessed 10 days after the wasps had parasitized aphids over a 24 hour period

**5.2 Results and discussion** In the morality test, after 48 hours there was no mortality seen in the control, 32.25 and the 62.5 g a.i./ha groups. 20% of the aphids in the 125 g a.i./ha were either killed or affected. In the 250 g/a.i./ha 50% of the aphids were dead and only 3.3% were unaffected

In the reproduction phase of the study the 125 g a.i./ha showed a significant reduction in parasitisation rate compared to the control. As such the NOEC for this study was 62.5 g a.i./ha

5.2.1 NOEC	62.5 g a.i./ha
5.2.2 LOEC	125 g a.i./ha
5.2.3 LC <sub>50</sub>	213 g a.i./ha (95% confidence limits 150.9 to 265.2 g a.i./ha)
5.2.4 LC <sub>100</sub>	Not reported

**5.3 Conclusion** This study met the required validity criteria. 0% mortality was seen in the exposure phase for the control group and 100% mortality was seen in the toxic standard (see table A7.5.4.1-34). The control group produced greater than 5 mummies per female wasp

5.3.1 Other Conclusions Not applicable

5.3.2 Reliability [REDACTED]

5.3.3 Deficiencies [REDACTED]

<b>Evaluation by Competent Authorities</b>	
Use separate "evaluation boxes" to provide transparency as to the comments and views submitted	
<b>Evaluation by Rapporteur Member State</b>	
[REDACTED]	[REDACTED]

[REDACTED]	[REDACTED]
[REDACTED]	[REDACTED]
[REDACTED]	[REDACTED]
[REDACTED]	[REDACTED]
[REDACTED]	[REDACTED]
[REDACTED]	[REDACTED]
[REDACTED]	[REDACTED]

**Comments from ... (SPECIFY)**

**Date**

**Materials and Methods**

**Results and discussion**

**Conclusion**

**Reliability**

**Acceptability**

**Remarks**

[REDACTED]

[REDACTED]	[REDACTED]
[REDACTED]	[REDACTED]
[REDACTED]	[REDACTED]
[REDACTED]	[REDACTED]

[REDACTED]

[REDACTED]	[REDACTED]
[REDACTED]	[REDACTED]
[REDACTED]	[REDACTED]
[REDACTED]	[REDACTED]



**[REDACTED]**

[REDACTED]	[REDACTED]
[REDACTED]	[REDACTED]
[REDACTED]	[REDACTED]
[REDACTED]	[REDACTED]

**[REDACTED]**

[REDACTED]	[REDACTED]				
	[REDACTED]	[REDACTED]	[REDACTED]	[REDACTED]	[REDACTED]
[REDACTED]	[REDACTED]	[REDACTED]	[REDACTED]	[REDACTED]	[REDACTED]
[REDACTED]	[REDACTED]	[REDACTED]	[REDACTED]	[REDACTED]	[REDACTED]
[REDACTED]	[REDACTED]	[REDACTED]	[REDACTED]	[REDACTED]	[REDACTED]
[REDACTED]	[REDACTED]	[REDACTED]	[REDACTED]	[REDACTED]	[REDACTED]
[REDACTED]	[REDACTED]	[REDACTED]	[REDACTED]	[REDACTED]	[REDACTED]
[REDACTED]	[REDACTED]	[REDACTED]	[REDACTED]	[REDACTED]	[REDACTED]
[REDACTED]	[REDACTED]	[REDACTED]	[REDACTED]	[REDACTED]	[REDACTED]

**[REDACTED]**

[REDACTED]	[REDACTED]	[REDACTED]
[REDACTED]	[REDACTED]	[REDACTED]
[REDACTED]	[REDACTED]	[REDACTED]
[REDACTED]	[REDACTED]	[REDACTED]
[REDACTED]	[REDACTED]	[REDACTED]



[REDACTED]	[REDACTED]	[REDACTED]
[REDACTED]	[REDACTED]	[REDACTED]
[REDACTED]	[REDACTED]	[REDACTED]
[REDACTED]	[REDACTED]	[REDACTED]

**A7.5.4.1/06**

**Non Target Arthropod, acute toxicity and reproduction test**

**1 Reference**

Official use only

**1.1 Reference**

[REDACTED]

**1.2 Data protection**

Yes

1.2.1 Data owner

Sumitomo Chemical Company Ltd.

1.2.3 Criteria for data protection

Data submitted to the MS after 13 May 2000 on existing a.s. for the purpose of its entry into Annex I

**2 Guidelines and Quality Assurance**

**2.1 Guideline study**

Yes

[REDACTED]

**2.2 GLP**

Yes

**2.3 Deviations**

**3 Method**

**3.1 Test material**

[REDACTED]

3.1.1 Lot/Batch number

[REDACTED]

3.1.2 Specification	[REDACTED]
3.1.3 Purity	[REDACTED]
3.1.4 Composition of Product	[REDACTED]
3.1.5 Further relevant properties	[REDACTED]
3.1.6 Method of analysis	[REDACTED]
<b>3.2 Reference substance</b>	Yes, Perfektion (Dimethoate)
3.2.1 Method of analysis for reference substance	[REDACTED]
<b>3.3 Testing procedure</b>	
3.3.1 Preparation of the test substance	[REDACTED]
3.3.2 Application of the test substance	[REDACTED]
3.3.3 Test organisms	[REDACTED]
3.3.4 Test system	[REDACTED]
3.3.5 Test conditions	[REDACTED]
3.3.6 Test duration	The mortality phase lasted for 7 days. A reproduction assessment was carried out for a further 7 days in all treatments with a minimum of 50% survival
3.3.7 Test parameter	Mortality and reproduction
3.3.8 Examination	Mortality phase: 3 and 7 days  Reproduction phase: The sex of the mites was determined from day 7 onwards. The number of eggs and hatched larvae were recorded on days 7, 9, 11 and 14 of the assessment
3.3.9 Monitoring of test substance concentration	[REDACTED]
3.3.10 Statistics	[REDACTED]

## 4 Results

**4.1 1 Limit Test /** Performed

**Range finding test**

4.1.1 Concentration

[Redacted]

4.1.2 Number/ percentage of animals showing adverse effects

[Redacted]

4.1.3 Nature of adverse effects

[Redacted]

**4.2 Results test substance**

4.2.1 Applied concentrations 0, 3.75, 7.5, 15, 30, 60 g a.i./ha

4.2.2 Effect data (Mortality)

[Redacted]

4.2.3 Concentration / effect curve

[Redacted]

4.2.4 Effect Data (Reproduction)

[Redacted]

4.2.5 Other effects

Not applicable

**4.3 Results of controls**

4.3.1 Mortality

[Redacted]

4.3.2 Number/ percentage of animals showing adverse effects

[Redacted]

4.3.3 Nature of adverse effects [REDACTED]

**4.4 Test with reference substance** Performed

4.4.1 Concentrations [REDACTED]

4.4.2 Results [REDACTED]y

## 5 Applicant's Summary and conclusion

### 5.1 Materials and methods

[REDACTED]

**5.2 Results and discussion** In the mortality test no significant mortality was seen in the 3.75 and 7.5 g a.i./ha treatment groups. In the 15, 30 and 60 g a.i./ha groups 31%, 87% and 100% mortality were seen respectively after 7 days. The LR<sub>50</sub> for [REDACTED] after 7 days was 17.21 g a.i./ha

The reproduction values were obtained for the 0, 3.75, 7.5 and 15 g a.i./ha treatment groups. [REDACTED] Reproduction levels in the 7.5 and 15 g a.i./ha groups were significantly lower than the control group. The NOEC and LOEC are therefore 3.75 and 7.5 g a.i./ha respectively

5.2.1 NOEC 3.75 g a.i./ha

5.2.2 LOEC 7.5 g a.i./ha test

5.2.3 LC<sub>50</sub> 17.21 g a.i./ha (95% confidence limits 11.79 to 31.90 g a.i./ha)

5.2.4 LC<sub>100</sub> Not applicable

**5.3 Conclusion** This study met the required validity criteria, [REDACTED] Less than 20% mortality was seen in the 7-day exposure phase for the control group and 97% mortality was seen in the toxic standard. The control group produced greater than 4 eggs/female in the reproduction phase of the study

5.3.1 Other Conclusions Not applicable

5.3.2 Reliability [REDACTED]

5.3.3 Deficiencies [REDACTED]



[REDACTED]	[REDACTED]
[REDACTED]	[REDACTED]
[REDACTED]	[REDACTED]
[REDACTED]	[REDACTED]
[REDACTED]	[REDACTED]

[REDACTED]

[REDACTED]	[REDACTED]
[REDACTED]	[REDACTED]
[REDACTED]	[REDACTED]
[REDACTED]	[REDACTED]
[REDACTED]	[REDACTED]
[REDACTED]	[REDACTED]
[REDACTED]	[REDACTED]
[REDACTED]	[REDACTED]
[REDACTED]	[REDACTED]
[REDACTED]	[REDACTED]

[REDACTED]

[REDACTED]	[REDACTED]
------------	------------

[REDACTED]	[REDACTED]
[REDACTED]	[REDACTED]
[REDACTED]	[REDACTED]

[REDACTED]

[REDACTED]	[REDACTED]	[REDACTED]
[REDACTED]	[REDACTED]	[REDACTED]
[REDACTED]	[REDACTED]	[REDACTED]
[REDACTED]	[REDACTED]	[REDACTED]
[REDACTED]	[REDACTED]	[REDACTED]
[REDACTED]	[REDACTED]	[REDACTED]
[REDACTED]	[REDACTED]	[REDACTED]
[REDACTED]	[REDACTED]	[REDACTED]
[REDACTED]	[REDACTED]	[REDACTED]
[REDACTED]	[REDACTED]	[REDACTED]

[REDACTED]

[REDACTED]	[REDACTED]
[REDACTED]	[REDACTED]
[REDACTED]	[REDACTED]
[REDACTED]	[REDACTED]
[REDACTED]	[REDACTED]

[REDACTED]

[REDACTED]	[REDACTED]	[REDACTED]
[REDACTED]	[REDACTED]	[REDACTED]
[REDACTED]	[REDACTED]	[REDACTED]
[REDACTED]	[REDACTED]	[REDACTED]

**A7.5.4.1/07**

**Non Target Arthropod, acute toxicity and reproduction test**

**1 Reference**

Official  
use only

**1.1 Reference**

[Redacted]

**1.2 Data protection**

Yes

1.2.1 Data owner

Sumitomo Chemical Company Ltd.

1.2.3 Criteria for data protection

Data submitted to the MS after 13 May 2000 on existing a.s. for the purpose of its entry into Annex I

**2 Guidelines and Quality Assurance**

**2.1 Guideline study**

Yes

[Redacted]

**2.2 GLP**

Yes

**2.3 Deviations**

**3 Method**

**3.1 Test material**

[Redacted]

3.1.1 Lot/Batch number

[Redacted]

3.1.2 Specification

[Redacted]

3.1.3 Purity

[Redacted]

3.1.4 Composition of Product

[Redacted]

3.1.5 Further relevant properties

[Redacted]

3.1.6 Method of analysis

[Redacted]

**3.2 Reference substance**

[Redacted]

3.2.1 Method of analysis for reference substance

[Redacted]

**3.3 Testing procedure**



3.3.1 Preparation of the test substance	[REDACTED]
3.3.2 Application of the test substance	[REDACTED]
3.3.3 Test organisms	[REDACTED]
3.3.4 Test system	[REDACTED]
3.3.5 Test conditions	[REDACTED]
3.3.6 Test duration	The mortality phase lasted for 9 days. A mating period of 4 days took place and then a reproduction assessment of 4 days took place
3.3.7 Test parameter	Mortality and reproduction
3.3.8 Examination	Mortality phase: 9 days

[REDACTED]

3.3.9 Monitoring of test substance concentration

[REDACTED]

3.3.10 Statistics

[REDACTED]

**4 Results**

**4.1 1 Limit Test / Range finding test**

Performed

4.1.1 Concentration

[REDACTED]