

Creating and using the UFI

Using the UFI for your products and mixtures

26 April 2018, updated July 2019

Daniel Sompolski






Principle 1

- A UFI is assigned to 1 (and only 1) mixture composition

UFI: VDU1-414F-1003-1862

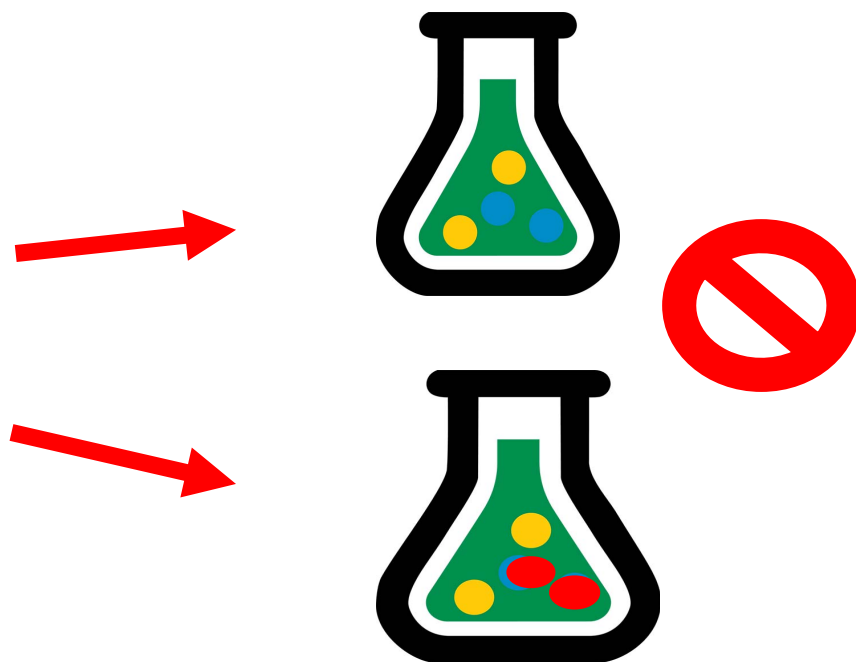




Principle 2

- Same UFI \neq mixtures of different composition

UFI: VDU1-414F-1003-1862







UFI flexibility

- 1 mixture composition may have multiple UFIs assigned to it

UFI: VDU1-414F-1003-1862
UFI: X800-UORP-S009-1KM3
UFI: 8XD3-W0EC-T00G-ATYX





How is the UFI link made?

- Remember, the UFI does not possess information about mixture composition nor can you decode the composition from the UFI that is on the label
- **Step 1** - You link UFI to your mixture composition
 - Only you know the link
- **Step 2** - You submit information for poison centres about UFI on the label with the composition of the mixture that you assigned it to
 - Only you and poison centres know the link

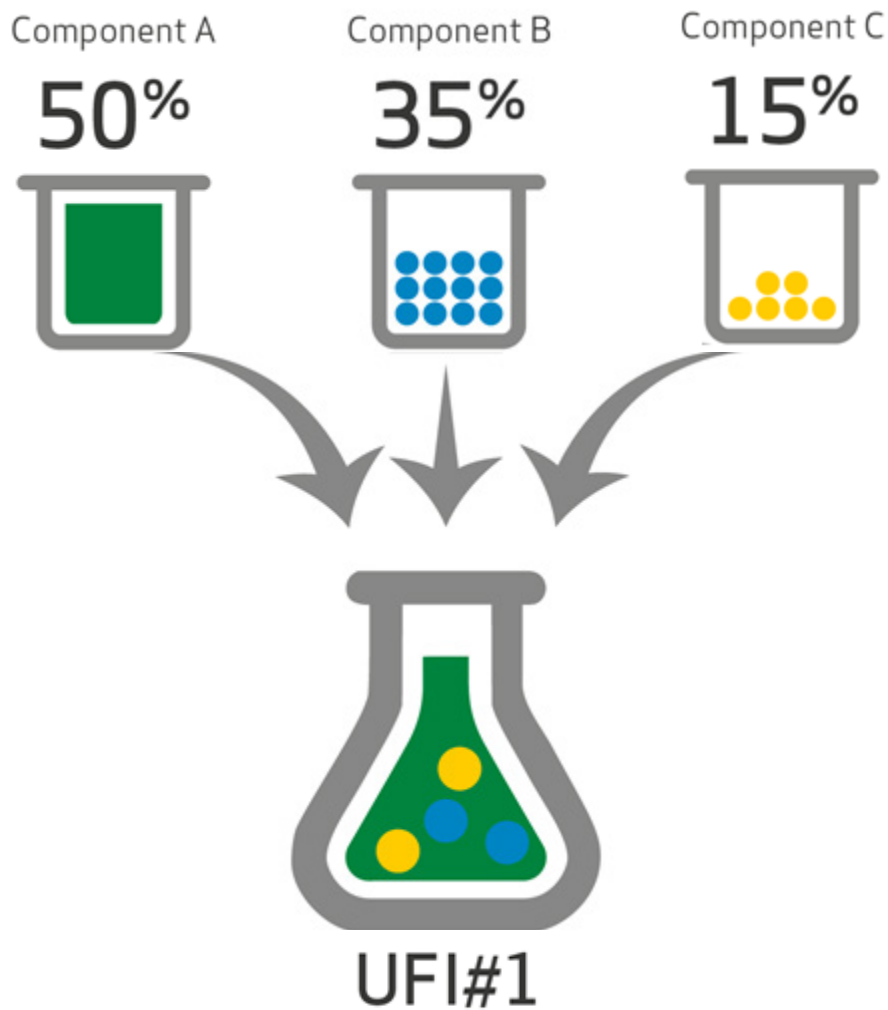


Mixture composition and UFI (i) When you know all components

- Declare all components
- Identify them by chemical name and numerical identifier
- Provide exact concentration or concentration ranges for each component
- They should sum up to 100%
- Composition identified by UFI



When you know all components cont...





Mixture composition and UFI (ii)

When you have mixtures in mixture (MiM)

- MiM - if suppliers provide composition indirectly – via UFI
- Declare each MiM as a component
- Identify MiMs by UFI
- Provide exact concentration or concentration ranges for each MiM
- They should sum up to 100%
- Give your own UFI for final mixture



Mixtures in mixture (MiM) cont...

SUPPLIER 1



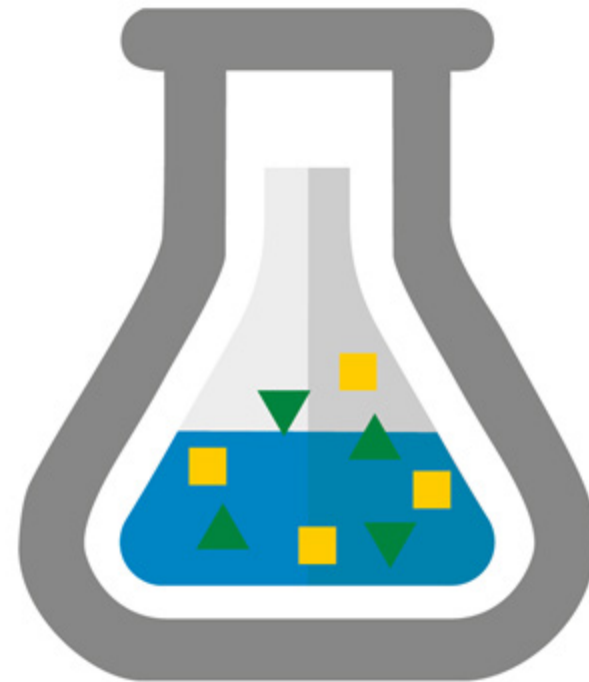
SUPPLIER 2



SUPPLIER 3



WATER



UFI#4



Exact concentration vs. ranges – hazardous components of major concern

Table 1

Concentration ranges applicable to hazardous components of major concern for emergency health response (substances or MIM)

Concentration range of the hazardous component contained in the mixture (%)	Maximum width of the concentration range to be used in the submission
$\geq 25 - < 100$	5 % units
$\geq 10 - < 25$	3 % units
$\geq 1 - < 10$	1 % units
$\geq 0,1 - < 1$	0,3 % units
$> 0 - < 0,1$	0,1 % units

Hazardous component of major concern:

- Acute toxicity
- Skin corrosion
- Serious eye damage

✓ Methanol 30-35%

x Methanol 30-40%



Exact concentration vs. ranges – other hazardous components or non-hazardous

Table 2

Concentration ranges applicable to other hazardous components and components not classified as hazardous (substances or MIM)

Concentration range of the component contained in the mixture (%)	Maximum width of the concentration range to be used in the submission
≥ 25 - < 100	20 % units
≥ 10 - < 25	10 % units
≥ 1 - < 10	3 % units
> 0 - < 1	1 % units

✓ Water 30-50%

✗ Water 30-60%




Mixture vs. product

Mixture

Mixture or solution containing chemical components having associated properties:

- Composition
- Tox. properties
- Colour
- pH



Product

Mixture in the form in which it is supplied to the user and defining the other aspects:

- Trade name
- Packaging
- Labelling
- Product category





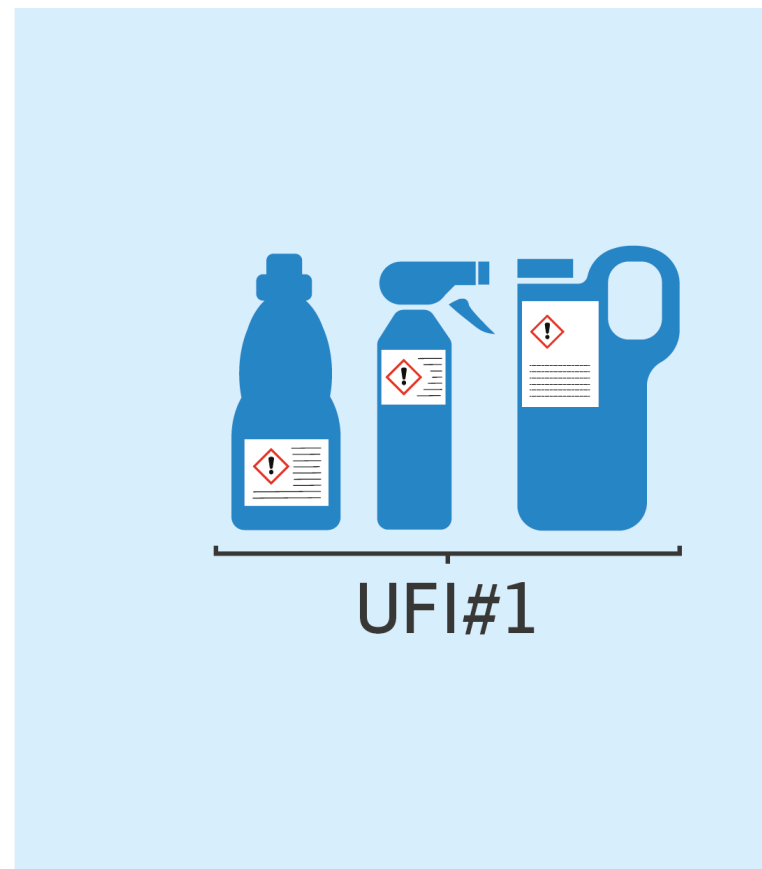

Assigning UFI

- Mixture-centric approach
- Product-centric approach
- Market-oriented approach
- Language/label-oriented approach
- Other approaches possible as long as principles 1 & 2 respected



Mixture-centric approach


- UFI always per mixture composition, not per product
- All products containing that mixture have the same UFI



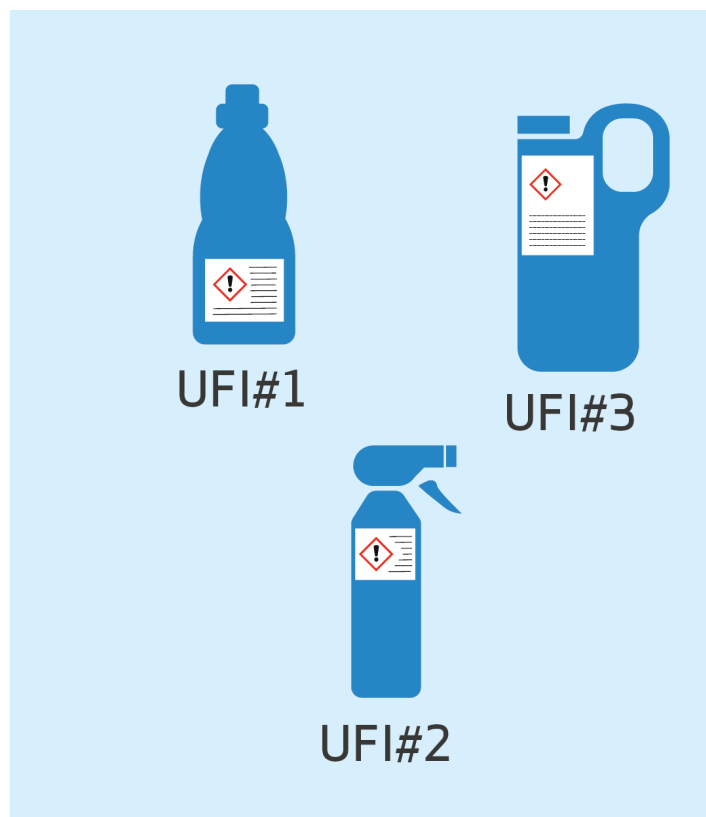


Product-centric approach

- UFI always per product, even if other products have mixture of the same composition
- All products having the same mixture have different UFIs




UFI#1
UFI#2
UFI#3





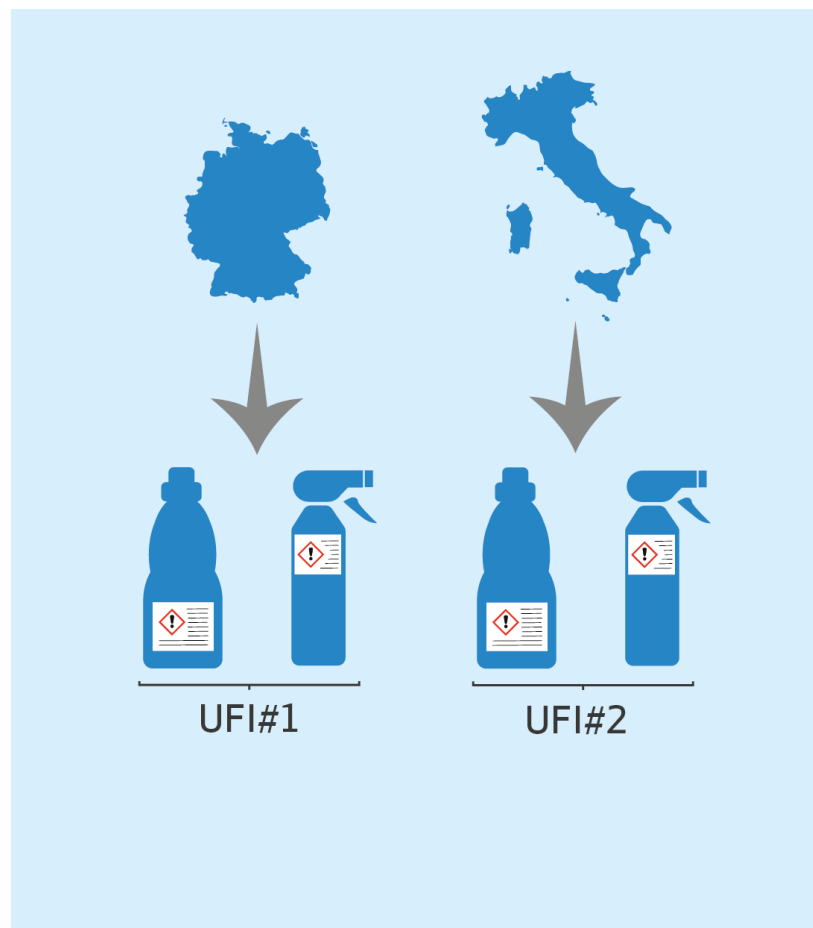
Market-oriented approach

- UFI always per country where product/mixture is placed on the market



UFI#1


UFI#2





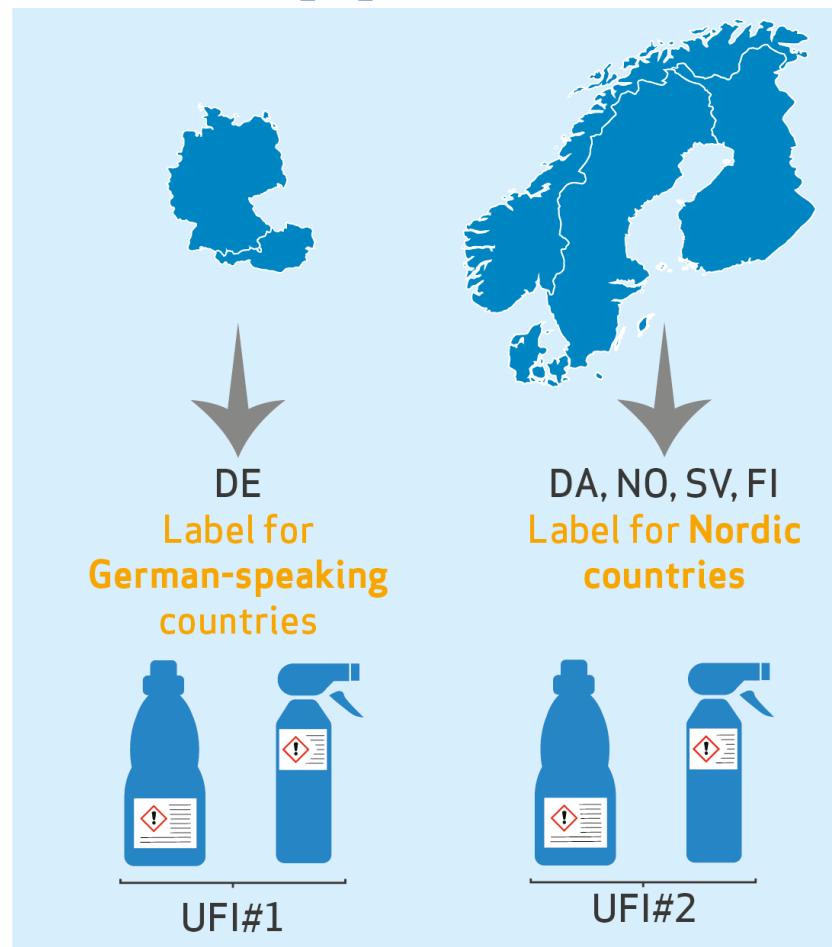
Language/label-oriented approach

- UFI always per language used on label



UFI#1

UFI#2






Recap: Assigning UFIs

- Non-exhaustive possibilities to use UFI
- Again, main rules:
 - One UFI = one mixture composition
 - Same UFI \neq mixtures of different composition

UFI: VDU1-414F-1003-1862





What you need to generate UFI?

- VAT number of your company
 - If you don't have VAT, there is an alternative method
- Formulation number
 - A number between 0 and 268 435 455



Single UFI creation

- Launch <https://ufi.echa.europa.eu/#/create>
- Select the language

The screenshot shows the 'Create UFI' page on the ECHA website. It features three tabs: 'Create UFIs', 'Validate UFI', and 'Get a company key'. The 'Create UFIs' tab is active. The page is divided into two main sections: 'Company VAT number' and 'Create single UFI'. In the 'Company VAT number' section, there is a dropdown menu for the country (set to 'BE - Belgium') and a text input field for the VAT number (containing '0429124589'). A blue button labeled '1 Enter VAT' is positioned to the right of the input field. Below this, there is a message: 'The company does not have a VAT number.' and a checkbox with the text 'By ticking this box, I declare that the company does not have a VAT number.' The 'Create single UFI' section contains a 'Formulation number' input field with the value '27782'. A blue button labeled '2 Enter formulation number' is to its right. Below the input field are 'Create' and 'Reset' buttons. A blue button labeled '3 Click "Create"' is positioned to the right of these buttons. At the bottom of the section, the 'UFI' is displayed as '37XF-M2CU-2007-9JSP' in a grey box, with a copy icon to its right. A blue button labeled '4 Copy your UFI' is positioned to the right of the UFI box.



Bulk UFI creation from sequential formulation codes

Create UFIs Validate UFI Get a company key

Company VAT number

BE - Belgium 0429124589 **1** Enter VAT

The company does not have a VAT number.

By ticking this box, I declare that the company does not have a VAT number.

Create multiple UFIs

From sequential formulation numbers **2** Select bulk mechanism

First formulation number 457890 **3.a** Enter formulation info
The first formulation number

Count of formulation numbers 124 **3.b** Enter formulation info
How many UFIs will be created

From a CSV file (of up to 10 000 formulation numbers)

4 Click "Create"

5 Save your file

Create Reset



Bulk UFI creation from non-sequential formulation codes

Create UFIs Validate UFI Get a company key

Company VAT number

BE - Belgium 0429124589 **1 Enter VAT**

The company does not have a VAT number.

By ticking this box, I declare that the company does not have a VAT number.

Create multiple UFIs

From sequential formulation numbers

First formulation number
 A number between 0 and 268 435 455

Count of formulation numbers
 A number between 1 and 10 000

From a CSV file (of up to 10 000 formulation numbers)

UFI bulk - 10000 codes.csv **3 Open your input file**
One formulation number per line

 4 Click "Create"

5 Save your result file



If you do not have VAT number...

Create UFIs Validate UFI Get a company key

Company VAT number

The company does not have a VAT number.

By ticking this box, I declare that the company does not have a VAT number.

1 No VAT declaration

Create single UFI

Formulation number

2 Enter formulation number

3 Click "Create"

UFI

4 Copy your UFI

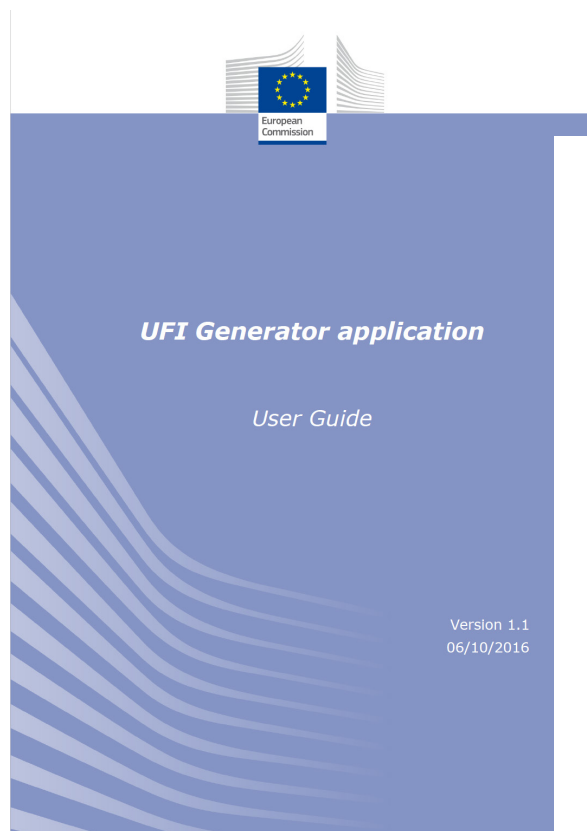


UFI User Guide

Available in all EU languages

Browser requirements

Cookie usage



UFI Generator application - User Guide

Table of Contents

1	Introduction	3
2	Generating UFIs	4
2.1	Launching the application and selecting a language	4
2.2	Generate a single UFI	5
2.3	Generate UFIs in bulk	6
	Generate UFIs in bulk from sequential formulation numbers	6
	Generate UFIs in bulk from non-sequential formulation numbers	7
2.4	Generate a UFI when your company does not have a VAT number	9
3	Validating a UFI	10
4	Getting a company key	11
A	Appendices	12
A.1	Browser requirements, JavaScript and cookie usage	12
A.2	Browser save settings	13
A.3	Importing CSV in Excel	15
A.4	Creating a file with formulation numbers	18

Tables

Table 4-1:	Application cookies	13
------------	---------------------------	----

Figures

Figure 2-1:	Generate a UFI when your company has a VAT number	5
Figure 2-2:	Generate UFIs in bulk from sequential formulation numbers	6
Figure 2-3:	Generate UFIs in bulk from non-sequential formulation numbers	8
Figure 2-4:	Select a CSV file with formulation numbers	8
Figure 2-5:	Generate a UFI when your company does not have a VAT number	9
Figure 3-1:	Validate a UFI	10
Figure 4-1:	How to get a company key	11
Figure A-1:	JavaScript checker	12
Figure A-2:	Cookie consent message	12
Figure A-3:	Download and save a file with Internet Explorer	15
Figure A-4:	Save as with Internet Explorer	15
Figure A-5:	Excel does not discriminate columns	15
Figure A-6:	Save as .csv with Excel	19
Figure A-7:	Save as .csv with Notepad	19

Version 1.1 - 06/10/2016 - 2/19



UFI algorithm

- Even more efficient bulk creation
- Develop your own generator in your company's IT systems
- Consult UFI Developers Manual

UFI Developers Manual



European Commission

Study on analysis, development and testing of the Unique Formula Identifier (UFI) for information to be submitted to Poison Centres, according to Article 45 (4) of EC Regulation No 1272/2008 (CLP Regulation)

UFI Developers Manual

UFI Developers Manual

Table of Contents

1	Introduction	5
1.1	The Unique Formula Identifier	5
1.2	Conventions	6
1.3	References	7
1.4	Abbreviations	7
2	UFI algorithm	9
2.1	Creating a UFI	9
2.1.1	Step 1 – UFI payload numerical value	9
2.1.2	Step 2 – UFI payload in base-31	16
2.1.3	Step 3 – Character reorganisation	16
2.1.4	Step 4 – Checksum calculation	16
2.2	Validating a UFI	16
3	UFI Generator web services	18
3.1	REST web service	18
3.1.1	createUFIByCount	18
3.1.2	createUFIByList	20
3.1.3	validateUFI	20
3.2	SOAP web service	21
3.2.1	Requests for createUFIByCount and createUFIByList	21
3.2.2	Response to createUFIByCount and createUFIByList	22
3.2.3	Fault for createUFIByCount and createUFIByList	22
3.2.4	Request for validateUFI	23
3.2.5	Response to validateUFI	23
3.3	Error codes	24
A	Examples of UFI algorithm usage	25
3.4	UFI with Irish VATIN	25
3.5	UFI with company key	26
B	Sample UFIs	28

Tables

Table 1-1:	External references	7
Table 1-2:	Abbreviations	7
Table 2-1:	Country groups and codes lookup table	10
Table 2-2:	Rules for VAT number conversion to numerical value	12
Table 2-3:	Base-31 character set	16
Table 2-4:	UFI characters reorganisation tables	16
Table 3-1:	Web service operations	18
Table 3-2:	REST operation createUFIByCount	18



Validating UFIs

Unique Formula Identifier Generator

[Create UFIs](#)

[Validate UFI](#)

[Get a company key](#)

UFI

JQQ2-V0XA-5008-XH0F

Validate

Reset

The UFI is valid.

It does not say if the submission has been made



Validating UFIs

Unique Formula Identifier Generator

[Create UFIs](#) [Validate UFI](#) [Get a company key](#)

UFI

JQQ2-V0XA-5008-XH0F

Validate

Reset

The UFI is valid.

Unique Formula Identifier Generator

[Create UFIs](#) [Validate UFI](#) [Get a company key](#)

UFI

JQQ2-V0XA-5008-XH0D

Validate

Reset

This UFI is not valid: It contains at least one invalid character.

Unique Formula Identifier Generator

[Create UFIs](#) [Validate UFI](#) [Get a company key](#)

UFI

JQQ2-V0XA-5008-XH0K

Validate

Reset

This UFI is not valid: You may have inverted characters

Unique Formula Identifier Generator

[Create UFIs](#) [Validate UFI](#) [Get a company key](#)

UFI

JQQ2-V0XA-5008-XH0

Validate

Reset

This UFI is not valid: It does not contain 16 characters.

Thank you!

Subscribe to our news at
echa.europa.eu/subscribe

Follow us on Twitter
[@EU_ECHA](https://twitter.com/EU_ECHA)

Follow us on Facebook
[Facebook.com/EUECHA](https://facebook.com/EUECHA)